

Massachusetts College Application Celebration

2014-2015

Participant Results

WHAT IS THE MASSACHUSETTS COLLEGE APPLICATION CELEBRATION?

- MCAC is part of the American College Application Campaign initiative sponsored by the American Council on Education (ACE) with the goal of providing every graduating high school senior the opportunity to apply to college.
- Special focus is placed on assisting students who would be the first in their families to attend college, low-income students, and students who may have not otherwise seriously considered applying to college.
- MCAC is designed to provide the guidance and support needed by students in addition to harnessing the positive peer pressure of a week of events culminating in the submission of a completed college application.

2014 Massachusetts College Application Celebration!

3rd Annual Massachusetts College Application Celebration!

- ***Massachusetts College Application Celebration!*** (MCAC) encourages students to take a significant step toward college by providing assistance and building excitement for the college application process. Sponsored by **GEAR UP Massachusetts**, administered through the **Massachusetts Department of Higher Education** in collaboration with the **Massachusetts Educational Financing Authority (MEFA)** and ***YourPlanFortheFuture.org (YPPF)***
- The goal is to give every graduating senior the opportunity to complete at least one application by the conclusion of the event.
- School events build a college-going culture and allows the participating high schools the opportunity to ensure all seniors strongly consider pursuing a postsecondary education.

YourPlanForTheFuture

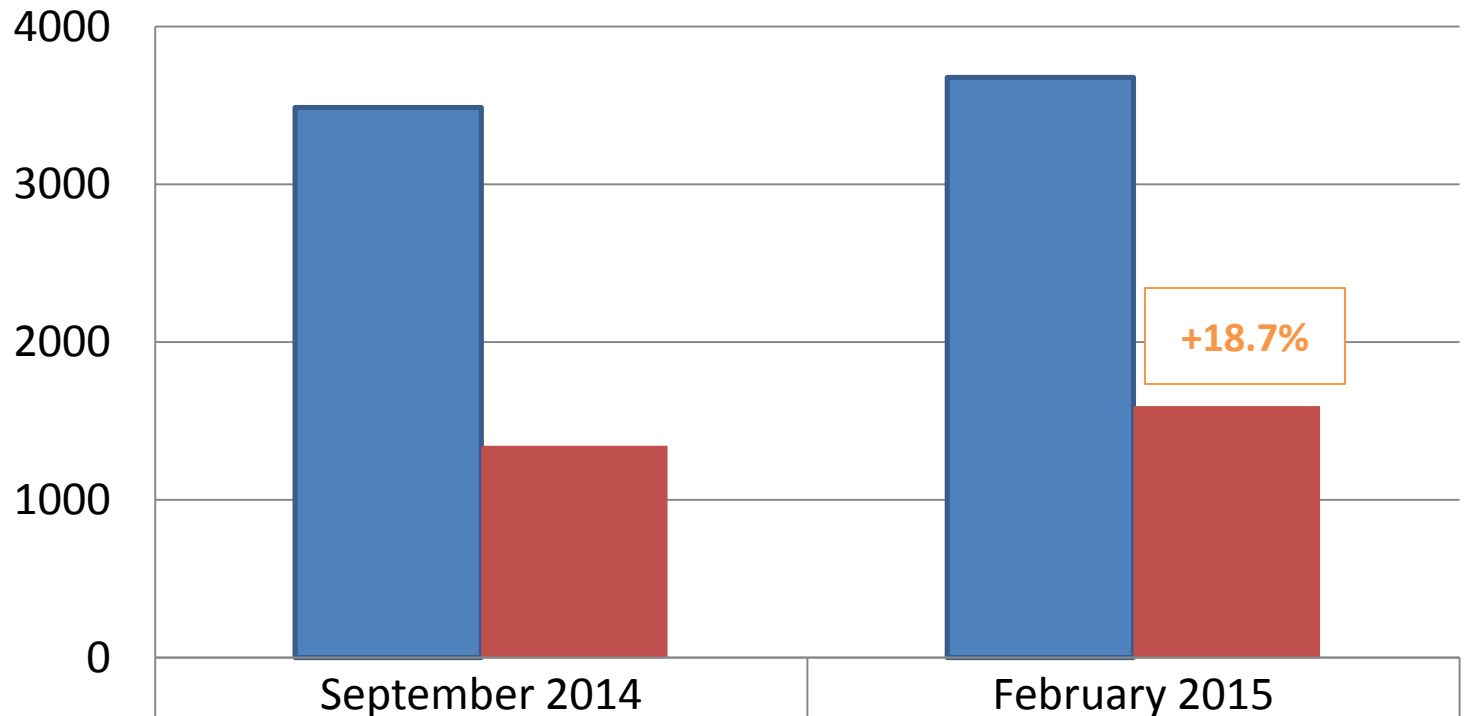
Class of 2015

Active Accounts

Task Completion

All Participants

YPPF Activated Seniors



■ Class of 2015	3487	3678
■ Activated	1344	1595

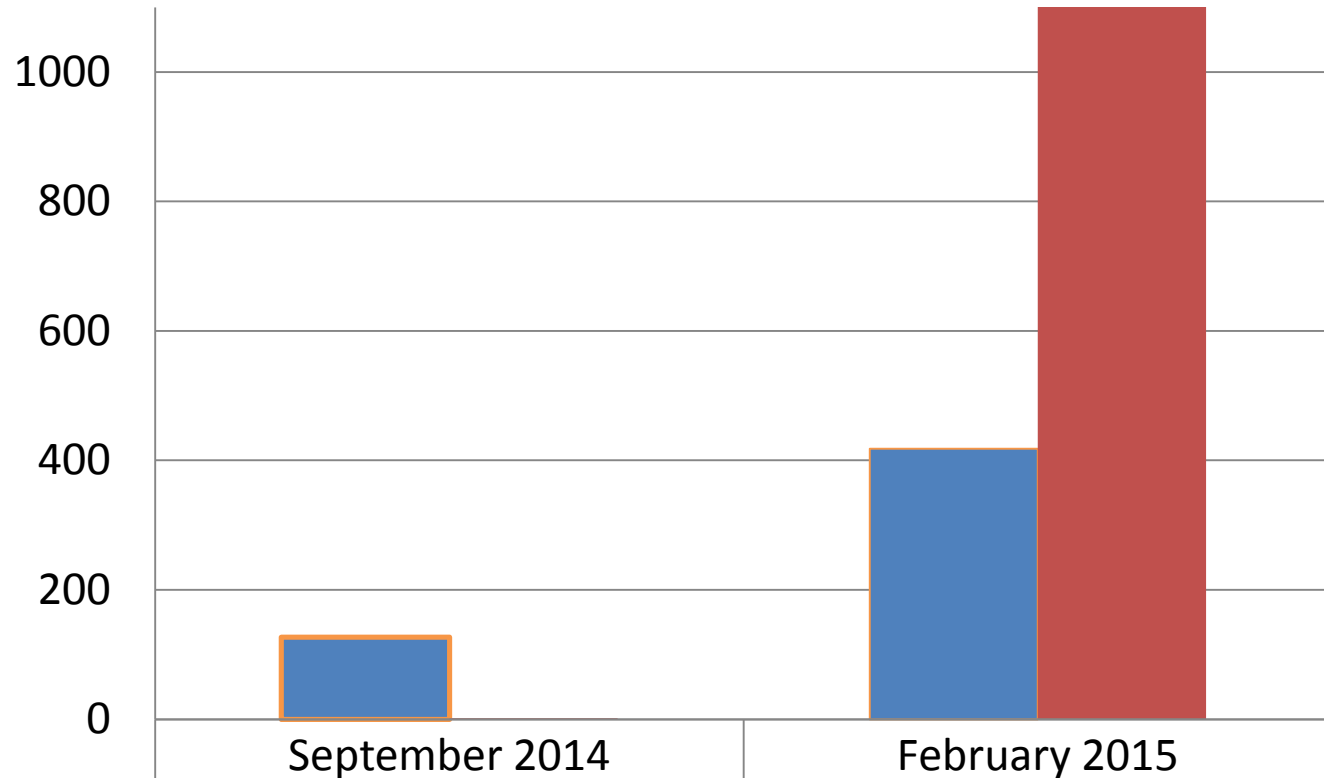
All Participants: College & Applications List

Increase in Class of 2015 Task Completion

Increase During MCAC:

College List: +229%

App List: +64,700%



■ College List	127	418
■ Submitted Applications	2	1296

Participant Results

Total Submitted Applications By School

Aggregate Applications

Total Applications:

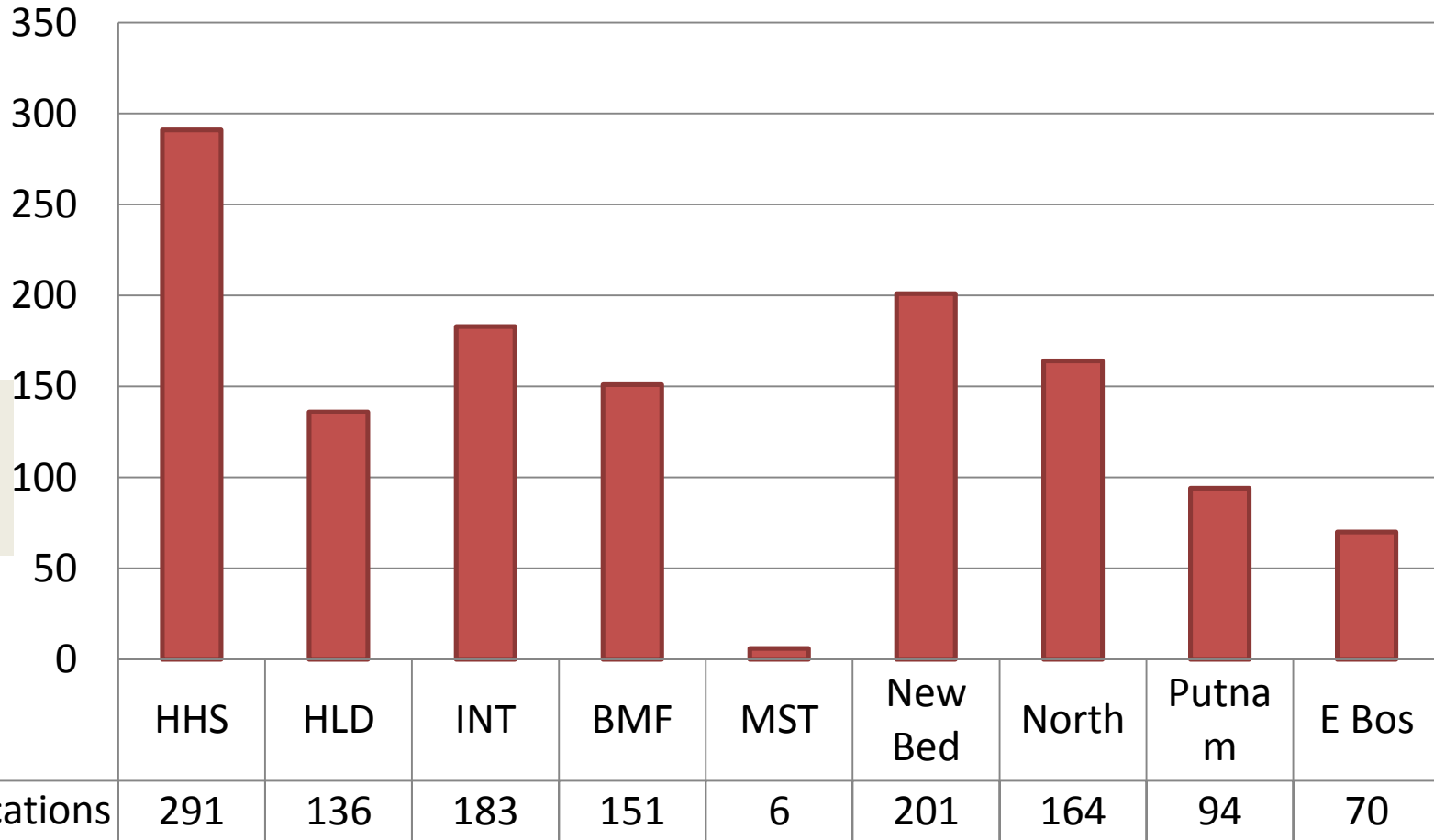
1296

+52.1% from
2013-2014 MCAC

Lawrence School District:

HHS, HLD, INT, BMF, MST

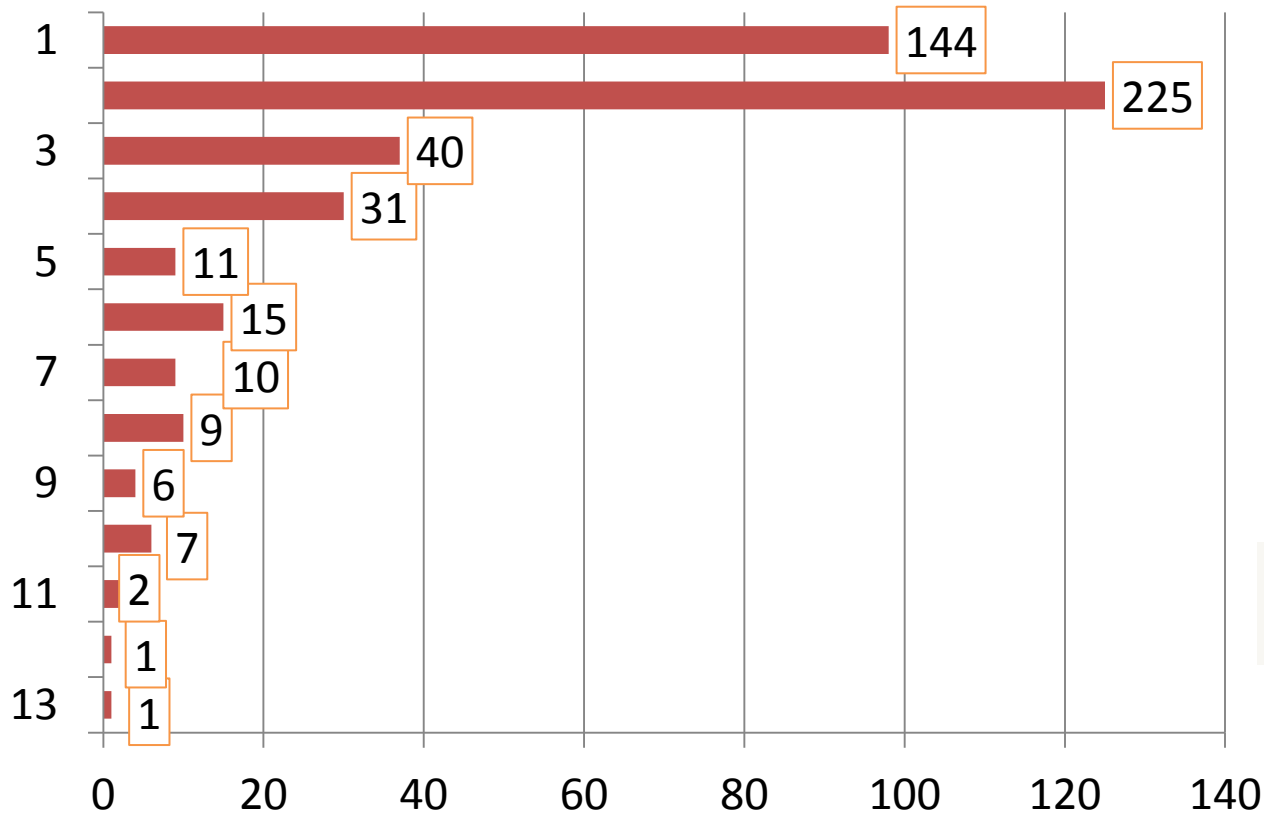
**note: MST has not yet held their event.



Applications Per Student

Number of Applications During MCAC 2014-2015

Applications per Student



Average Apps per Student: 2.6

■ Number of Students

Total Participating Students: 502

Applications: Popular Colleges

Top 10 Colleges

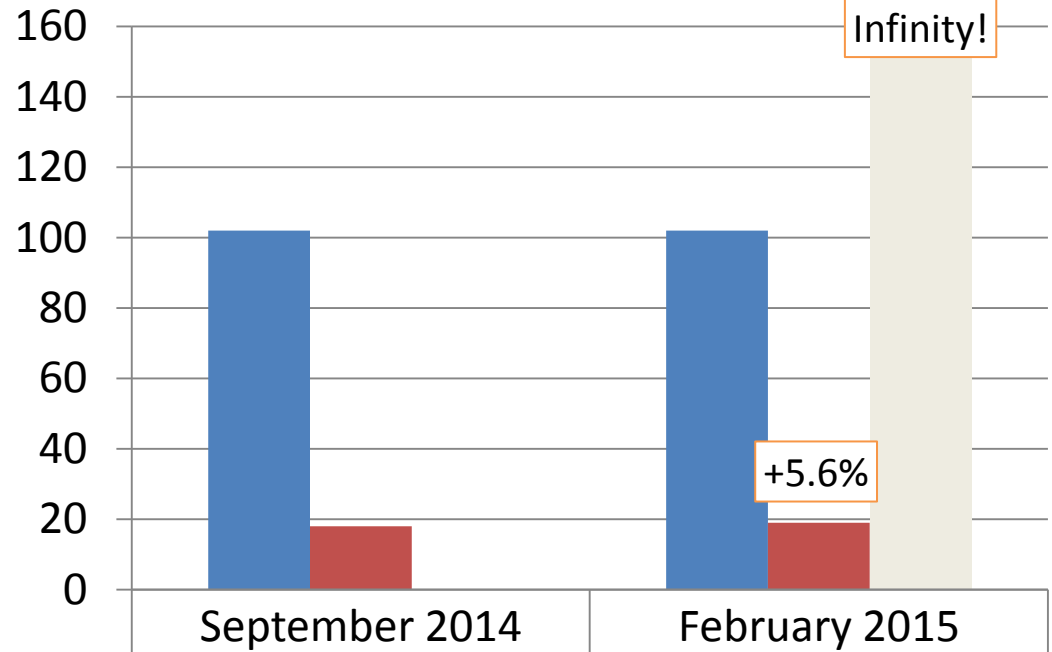
MCAC 2014-2015	
College Name	Applicants
Northern Essex Community College	216
Middlesex Community College	188
University of Massachusetts-Dartmouth	69
Worcester State University	50
University of Massachusetts Amherst	49
Fitchburg State University	49
Bridgewater State University	44
Salem State University	45
University of Massachusetts-Lowell	38
Quinsigamond Community College	27

MCAC 2013-
College Name
University of Massachusetts –
Quinsigamond Community C
Salem State University
University of Massachusetts –
University of Massachuse Dartmouth
Framingham State Univer
Worcester State Univers
Northern Essex Community C
Middlesex Community Col
Massachusetts College of Libe

Business Management & Finance High School-Lawrence

Activation & Task Breakdown

Top 5 Colleges	Applicants
Northern Essex Community College	31
Middlesex Community College	24
Fitchburg State University	11
Bridgewater State University	7
University of MA-Dartmouth	7



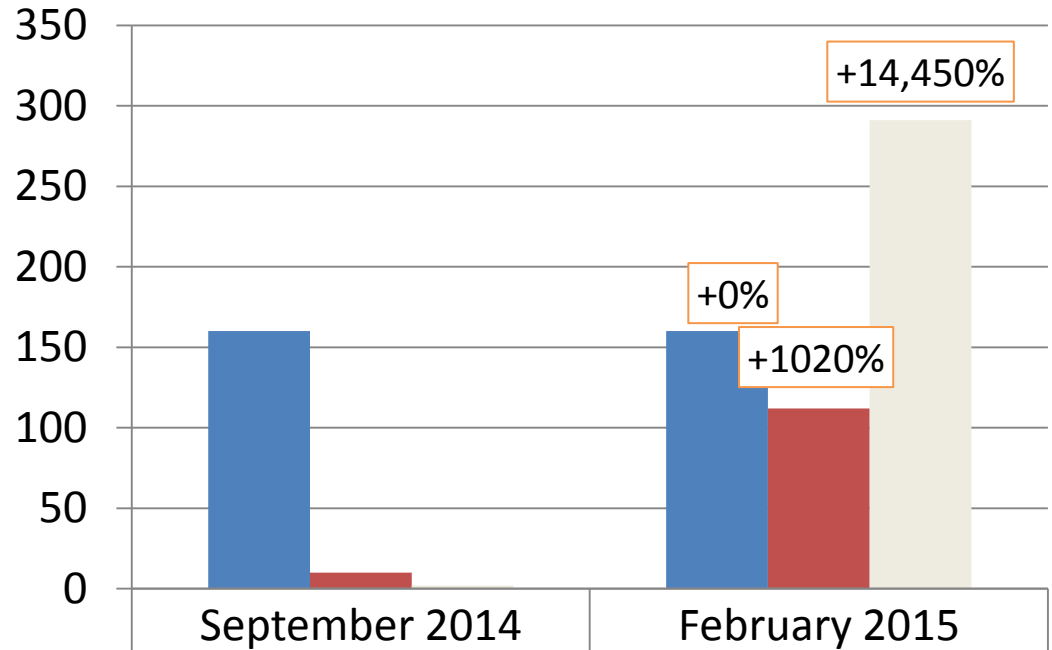
Total Participating Students: 43
Total Applications: 151
Applications per Student: 3.5

Active	102	102
College List	18	19
Applications Submitted	0	151

Health & Human Services High School-Lawrence

Activation & Task Breakdown

Top 5 Colleges	Applicants
Northern Essex	85
Middlesex Community College	77
Fitchburg State University	16
Framingham University	13
Daniel Webster College	8



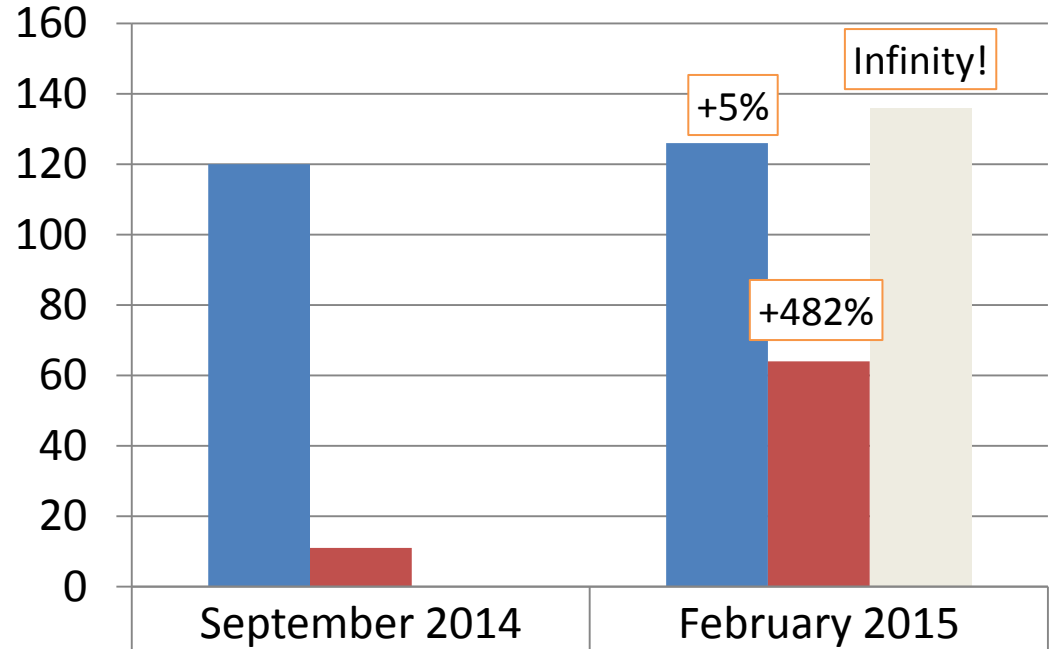
Total Participating Students: 113
Total Applications: 291
Applications per Student: 2.6

Active	160	160
College List	10	112
Applications Submitted	2	291

Humanities & Leadership Development High School- Lawrence

Activation & Task Breakdown

Top 5 Colleges	Applicants
Salem State University	16
Northern Essex Community College	14
Fitchburg State University	13
University of MA – Dartmouth	10
University of MA-Lowell	10



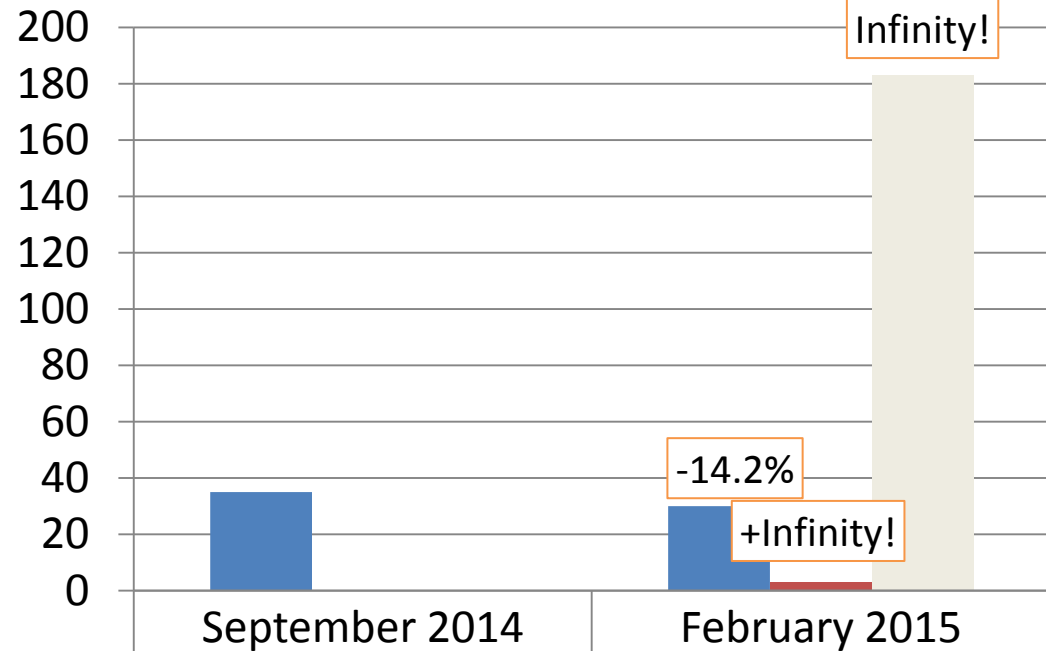
	September 2014	February 2015
Active	120	126
College List	11	64
Applications Submitted	0	136

Total Participating Students: 51
Total Applications: 136
Applications per Student: 2.7

International High School-Lawrence

Activation & Task Breakdown

Top Colleges	Applicants
Northern Essex Community College	95
Middlesex Community College	87
University of MA-Lowell	1



Total Participating Students: 102

Total Applications: 183

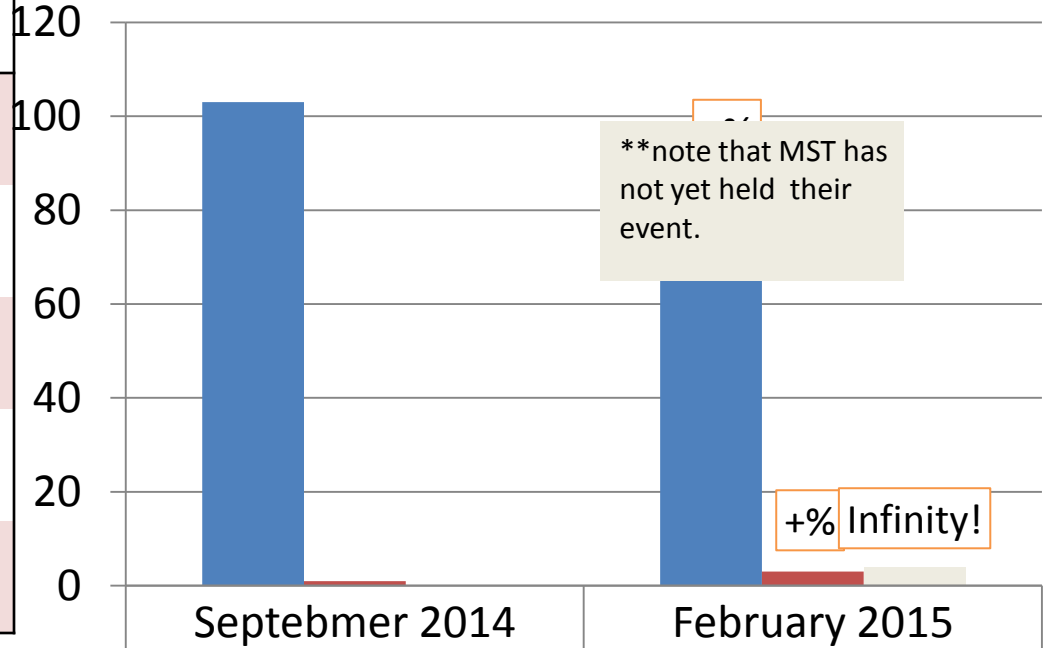
Applications per Student: 1.8

■ Active	35	30
■ College List	0	3
■ Applications Submitted	0	183

Mathematics Science & Technology High School-Lawrence

Activation & Task Breakdown

Top 5 Colleges	Applicants



Total Participating Student: 2

Total Applications: 4

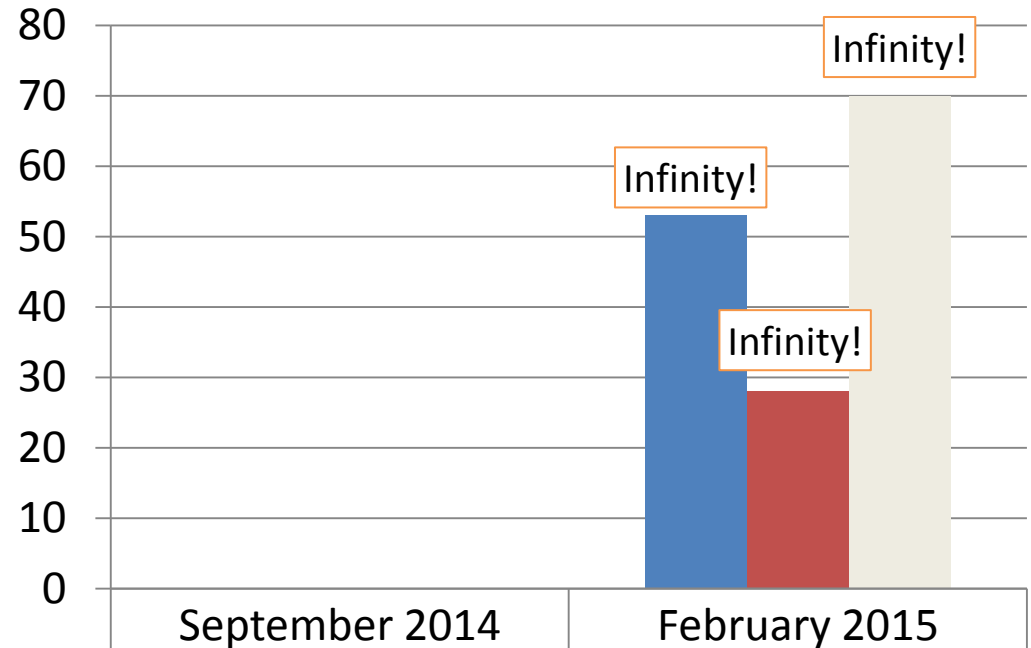
Applications per Student:

Active	103	89
College List	1	3
Applications Submitted	0	4

East Boston High School

Activation & Task Breakdown

Top Colleges	Applicants
Bunker Hill Community College	9
North Shore Community College	5
Salem State University	5



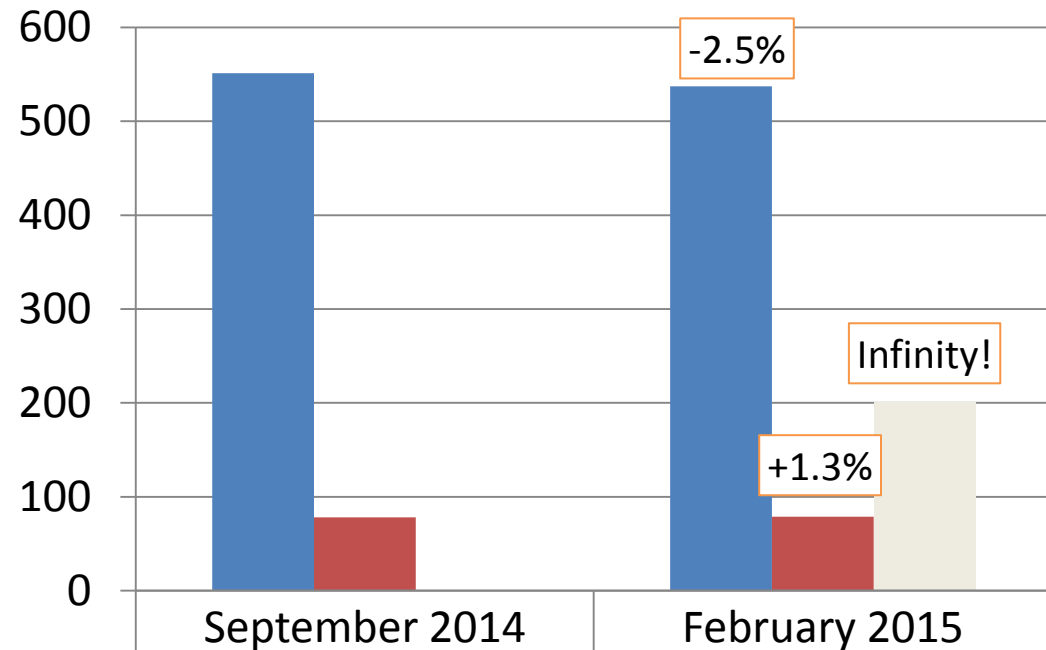
Total Participating Students: 28
Total Applications: 70
Applications per Student: 2.5

	September 2014	February 2015
Active	0	53
College List	0	28
Applications Submitted	0	70

New Bedford High School

Activation & Task Breakdown

Top 5 Colleges	Applicants
University of MA-Dartmouth	28
Bridgewater State University	18
Bristol Community College	12
University of MA – Amherst	8
University of Rhode Island	8



	September 2014	February 2015
Active	551	537
College List	78	79
Applications Submitted	0	201

Total Participating Students: 61

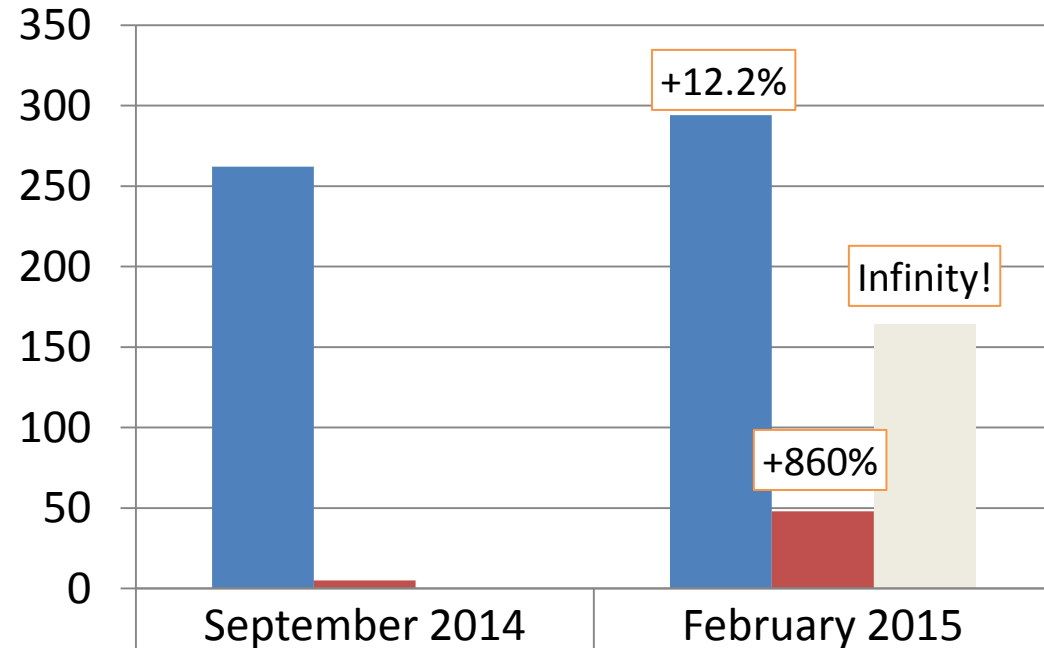
Total Applications: 201

Applications per Student: 3.3

North High School

Activation & Task Breakdown

Top 5 Colleges	Applicants
Worcester State University	27
Quinsigamond Community College	26
Fitchburg State University	10
Assumption College	8
Boston University	6



Total Participating Students: 47

Total Applications: 164

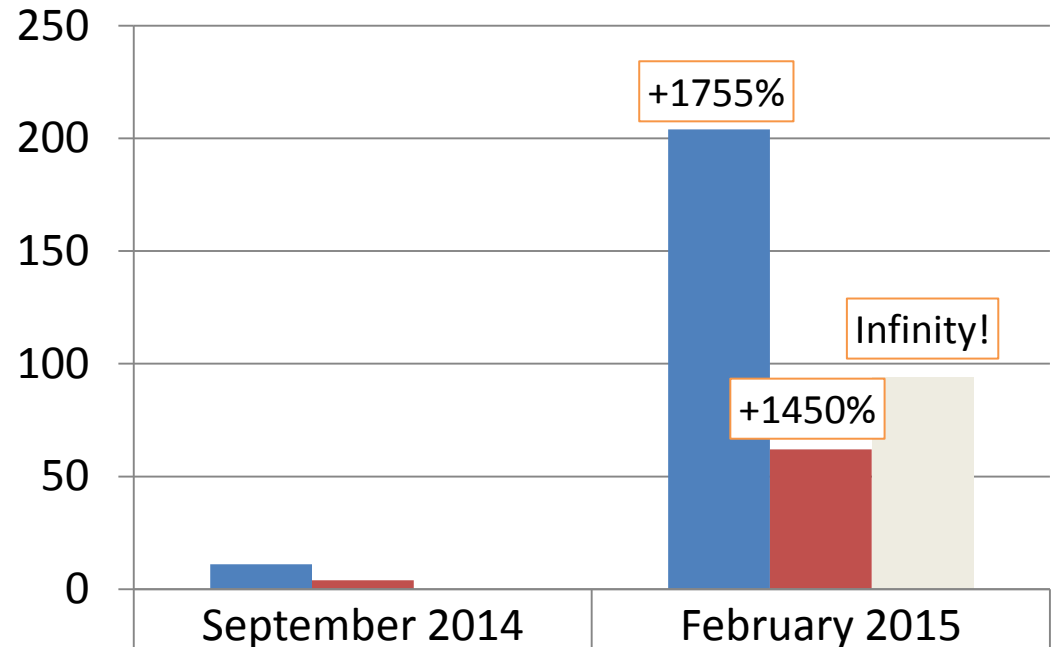
Applications per Student: 3.5

	September 2014	February 2015
Active	262	294
College List	5	48
Applications Submitted	0	164

Roger L. Putnam Vocational Technical High School

Activation & Task Breakdown

Top 5 Colleges	Applicants
Springfield Technical Community College	35
Holyoke Community College	14
American International College	9
Western New England University	6
Westfield State University	5



Active	11	204
College List	4	62
Applications Submitted	0	94

Total Participating Students: 55

Total Applications: 94

Applications per Student: 1.7

On the Spot Acceptances: 134

Scholarships: \$583,500

Non-YPFF Schools

Naviance & Other Tracking Systems

Lowell High School

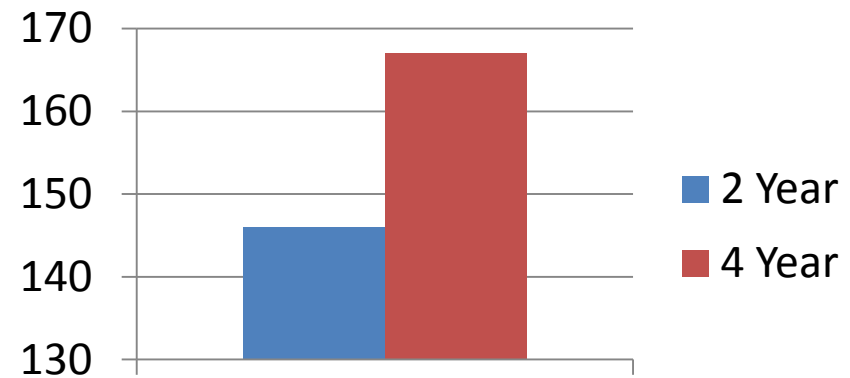
Task Breakdown

Top 5 Colleges
Middlesex Community College
Umass Lowell
Umass Boston
Umass Amherst
Salem State University

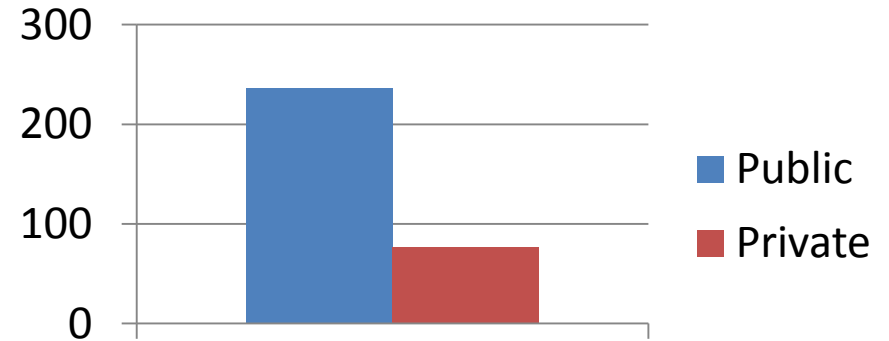
Total Participating Students: 228

Total Applications: 320

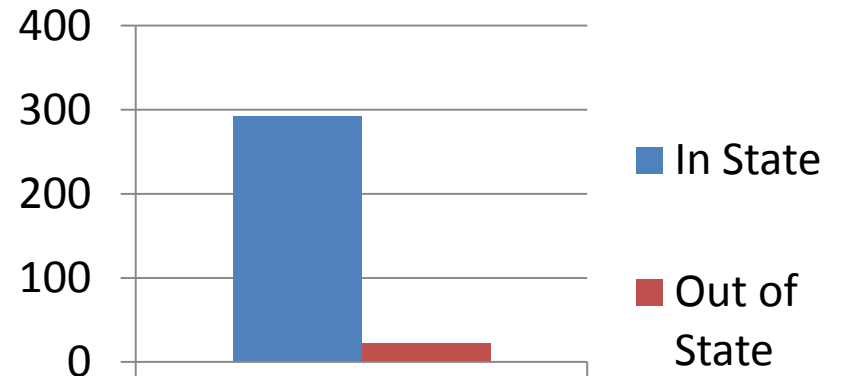
Applications per Student: 1.4



2 Year Vs. 4 Year



Public Vs. Private



In State Vs. Out of State

Holyoke High School

Task Breakdown

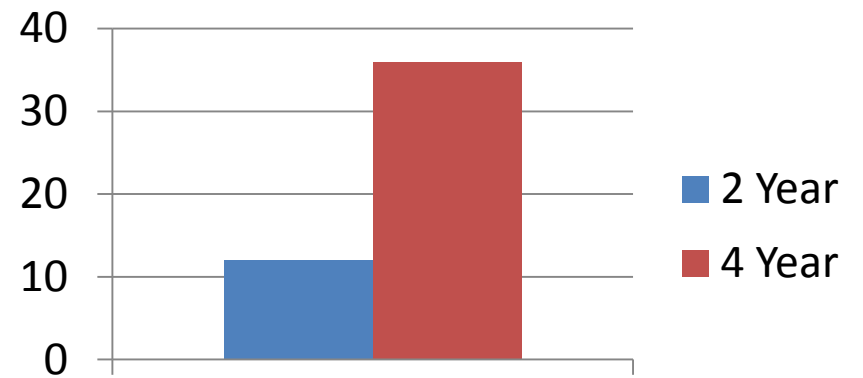
Top 5 Colleges
Holyoke Community College
Elms College
American International College
Springfield Technical Community College
Westfield State University

Total Participating Students: 24

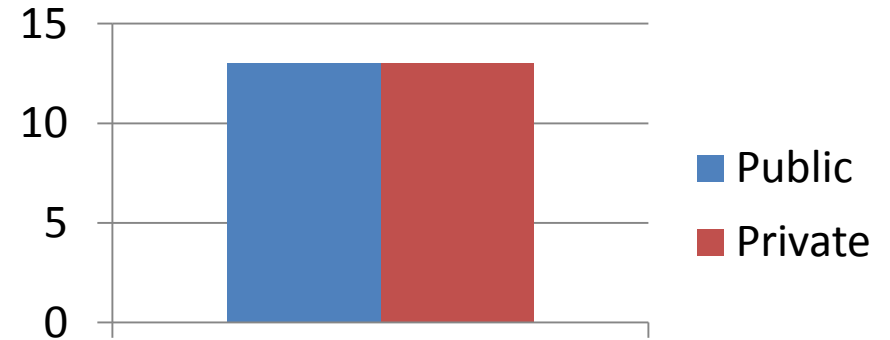
Total Applications: 48

Applications per Student: 2

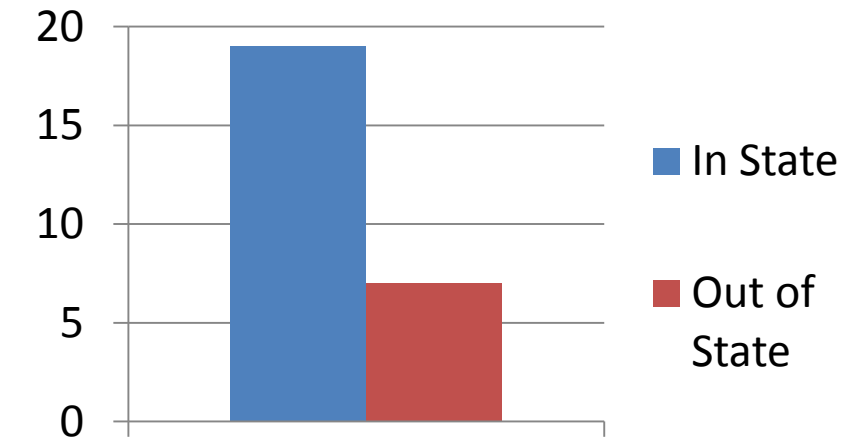
On the Spot Acceptances: 13



2 Year Vs. 4 Year



Public Vs. Private



In State Vs. Out of State

South High School

Task Breakdown

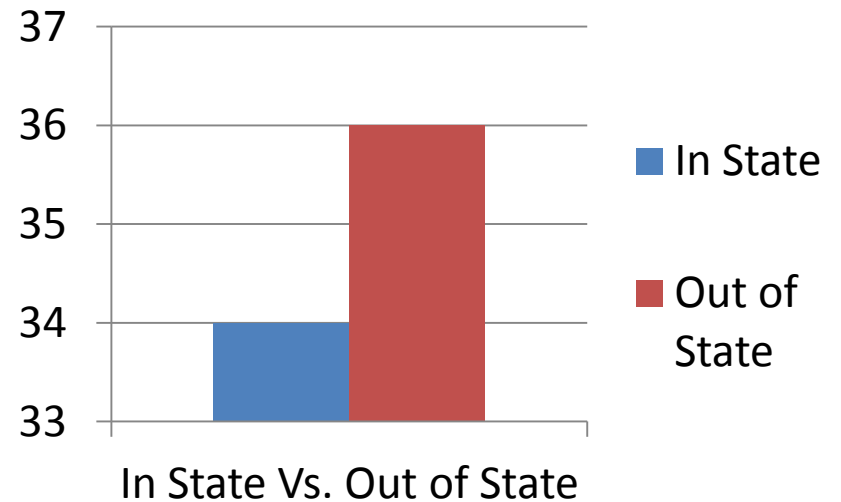
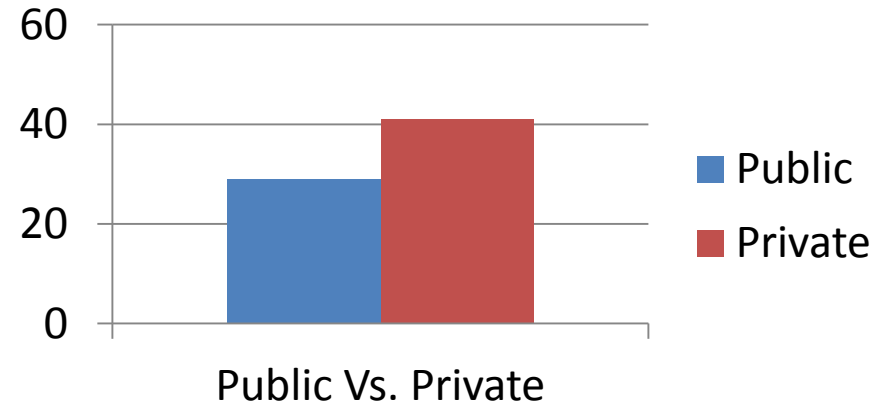
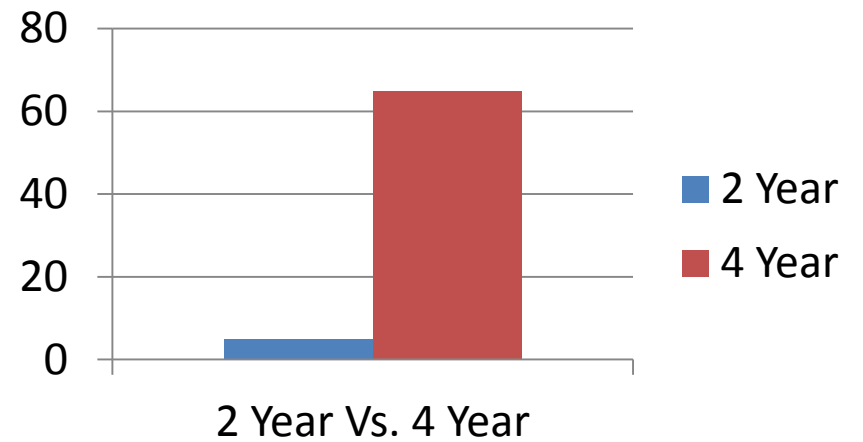
Top 5 Colleges	Applicants
Worcester State University	47
Quinsigamond Community College	41
Umass Lowell	20
Umass Amherst	16
Clark University	16

Total Participating Students: 57

Total Applications: 311

Applications per Student: 5.4

On the Spot Acceptances: 52



Fitchburg High School

Task Breakdown

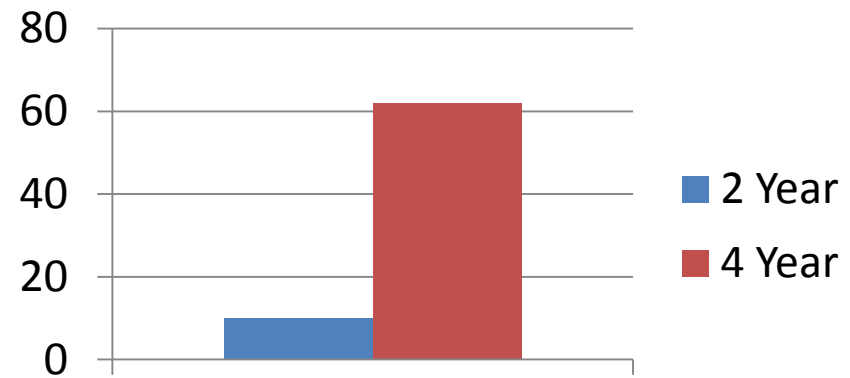
Top 5 Colleges	Applicants
Mount Wachusett Community College	166
Fitchburg State University	15
Umass Amherst	11
Mount Ida College	6
University of New England/Boston University	5 each

Total Participating Students: 203

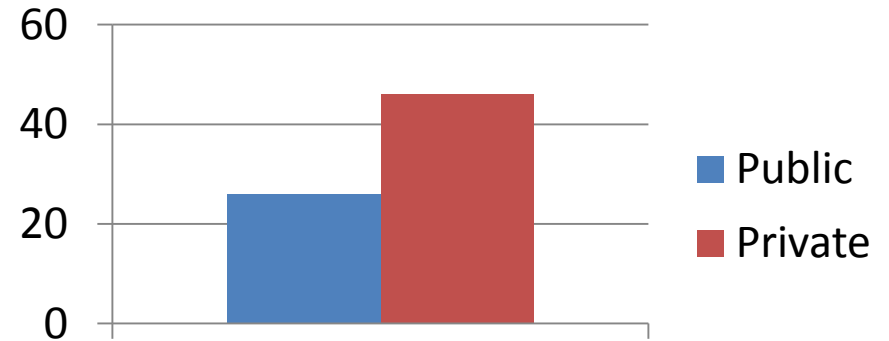
Total Applications: 324

Applications per Student: 1.59

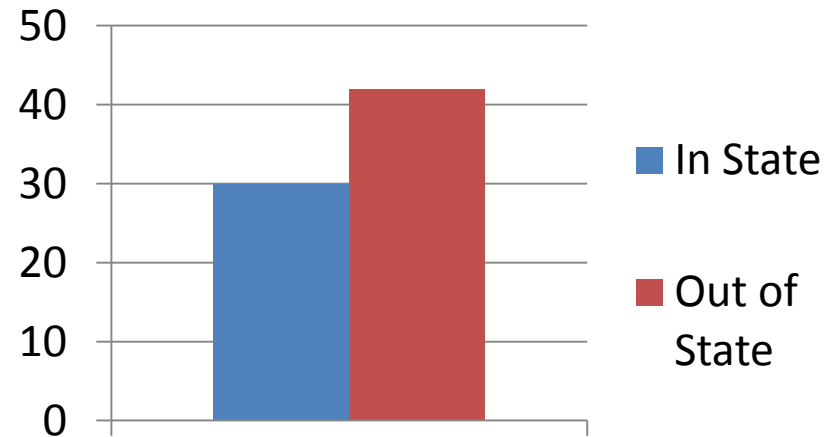
On the Spot Applications: 150



2 Year Vs. 4 Year



Public Vs. Private

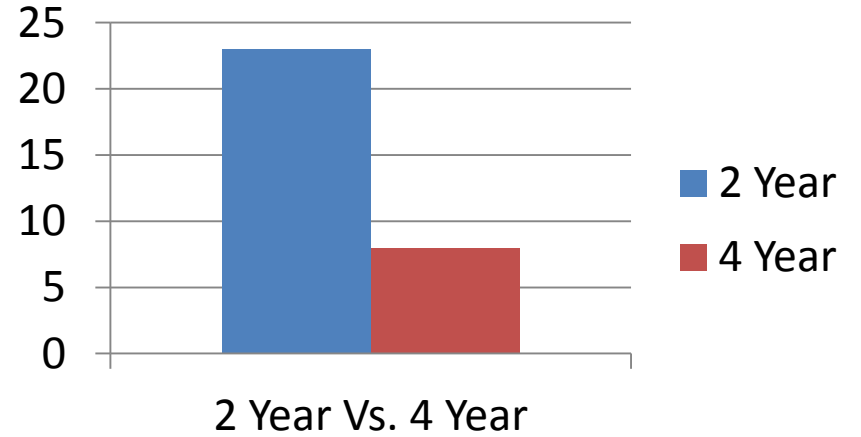


In State Vs. Out of State

Southbridge High School

Task Breakdown

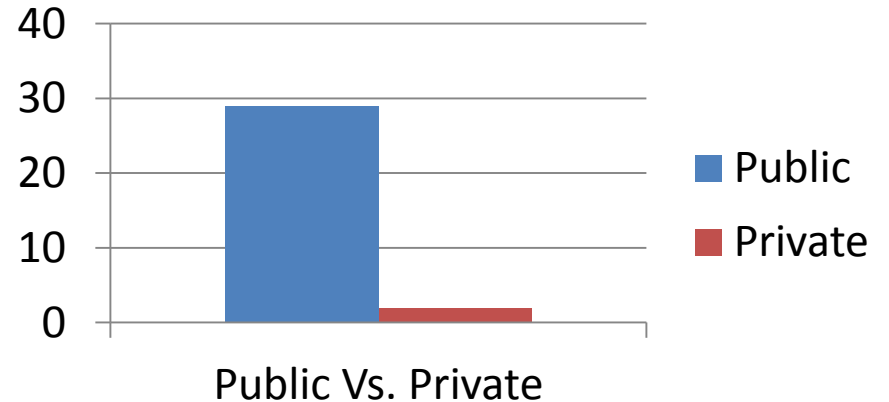
Top 5 Colleges	Applicants
Quinsigamond Community College	23



Total Participating Students: 26

Total Applications: 31

Applications per Student: 1.19



Totals:

- *1,040 students*
- *2,330 applications*
- *349 on the spot acceptances*
- *\$583,500 scholarships*

***Congratulations to all
participating schools!***

Job well done!