

Berkshire Community College

Berkshire Community College (BCC) is committed to access, academic excellence, student success, and leadership in the community. As the College was founded to serve the needs of Berkshire County, its mission is to place higher education within reach of all Berkshire County residents.

COLLABORATIONS

- BCC administered the Accuplacer Skills Assessment test in reading, writing and mathematics to the entire 11th grade class in each of Pittsfield's three high schools in an effort to help students assess their preparedness for college-level work. Offering Accuplacer to high school juniors enables students to focus more effectively on their academic strengths and weakness during the senior year. During the 2006-2007 academic year, 758 juniors received testing services coordinated through the college's Office of Assessment and Testing and the Berkshire Tech Prep Consortium. This project was presented at the regional College Board meeting as an innovative collaboration.
- BCC collaborated with Drury High School in North Adams to develop Positive Options a program designed to encourage students to both complete high school and enroll in college. The program targets teens at risk of dropping out of high school and allows them to attend BCC and receive credit toward high school graduation while at the same time earning college credit. Through participation in this "alternative high school" program, students may earn either a GED or diploma outside of the traditional classroom setting. The program pilot was designed for eight students with transportation to and from BCC provided by the North Adams School district.
- BCC collaborates with Williams College, Bard College at Simons Rock, MCLA, and the Berkshire Economic Development Corporation in the production of The Berkshire Business Outlook. Designed as a quarterly publication of business and education, the Outlook provides a listing of available employment opportunities as they emerge and highlights the postsecondary programs that offer the education and training they require.
- BCC is part of a collaborative project between Amherst College and four other Massachusetts community colleges that is funded by the Jack Kent Cooke Foundation. The project's goal is to identify and jointly implement ways to increase the number of community college students able to afford and transfer into Amherst's highly selective liberal arts program. In the initial year

of this initiative, one student from BCC was accepted into and elected to attend Amherst through the Foundation's scholarship program.

- In an effort to encourage middle school students to pursue an education in the sciences and technology, BCC collaborated with the Berkshire Applied Technology Council, the county's public school districts, and MCLA on the coordination of a county-wide school robotics challenge. This year 22 teams comprised of college faculty and students, business partners, and public school STEM teachers and their students participated in the competition. Conducted at Lenox High School, the robotics challenge was host to approximately 160 middle school students as participants and a total of over 700 other general attendees.

Program of DISTINCTION

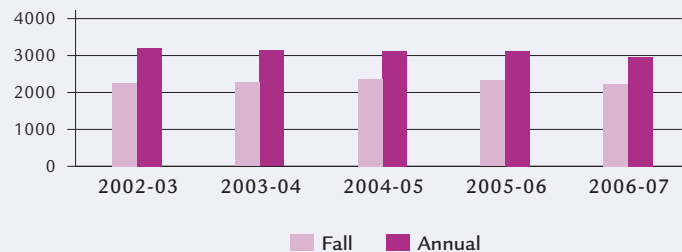
For the past 13 years, BCC has been the home of the Berkshire Institute for Lifetime Learning (BILL). The membership-based group fosters lifelong learning opportunities for older adults in the Berkshire's including college-level classes, trips, special events, and a lecture and guest speaker series. Other postsecondary partners include Williams College, Bard College at Simon's Rock, and the Massachusetts College of Liberal Arts. Each college provides in-kind services such as faculty expertise and facilities use for BILL programs. In 2007, through the BCC Foundation, BILL was awarded a grant from the Bernard Osher Foundation of San Francisco to formally establish the Osher Lifelong Learning Institute (OLLI) at Berkshire Community College. The grant will build upon the traditions established by BILL and provide operational funding for the next two-year period followed by a substantial endowment gift to ensure the longevity of the organization and its programs. The implementation of new web-based marketing strategies together with innovative programming have served to increase the total number of OLLI memberships to over eight hundred. BCC's inclusion in the national network of Osher institutes will serve to strengthen its commitment and ability to provide quality educational opportunities for older adults in the Berkshires in the years ahead.

- BCC and Berkshire Health Systems (BHS) collaborated for the purpose of expanding the instructional capacity of the college's Nursing Program and of increasing the region's pool of qualified registered nurses. By providing the resources required to support faculty reassigned time and additional adjunct salaries, BHS support has permitted the college to increase its present instructional capacity and add 16 students (eight first-year and eight second-year) to its total nursing roster.

I. ACCESS TO PUBLIC HIGHER EDUCATION IN MASSACHUSETTS

Access Indicators*	
FALL ENROLLMENT	
Fall 2006 Headcount:	2,225
Fall 2006 FTE:	1,338
<i>Results: Over the last three years, fall headcount enrollment has decreased 5.9%, and fall FTE enrollment has decreased 2.9%.</i>	
ANNUAL ENROLLMENT	
FY2007 Headcount:	2,961
FY2007 FTE:	1,317
<i>Results: Over the last three years, annual headcount enrollment has decreased 5.3%, and annual FTE enrollment has decreased 5.8%.</i>	
MINORITY ENROLLMENT	
Minority Enrollment Percentage in Fall 2006:	10.1%
<i>Results: Greater than institution's primary draw region's minority representation of 5.1%.</i>	

Fall and Annual Headcount Enrollment



II: AFFORDABILITY OF MASSACHUSETTS COMMUNITY COLLEGES

Affordability Indicators*	
% OF MEDIAN FAMILY INCOME	
Tuition and fees as a percent of median family income in FY2007:	4.9%
<i>Results: Comparable to the Northeast regional average of 4.9%.</i>	

Tuition and Fees as a Percent of Median Income

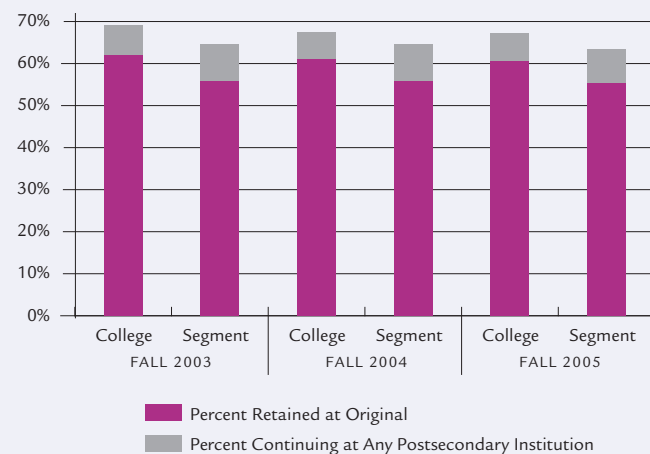
	FY2003	FY2004	FY2005	FY2006	FY2007
Tuition and fees	\$3,090	\$3,390	\$3,390	\$3,600	\$3,675
State median family income (SMFI)	\$66,922	\$67,527	\$68,701	\$71,655	\$74,463
Tuition and fees as % of SMFI	4.6%	5.0%	4.9%	5.0%	4.9%
Segment avg. tuition and fees as % of SMFI	4.2%	4.8%	4.9%	4.9%	4.7%
Northeast avg. tuition and fees as % of SMFI			4.8%	4.8%	4.9%

* See Technical Guide (pages 109–110) for indicator methodology and details.

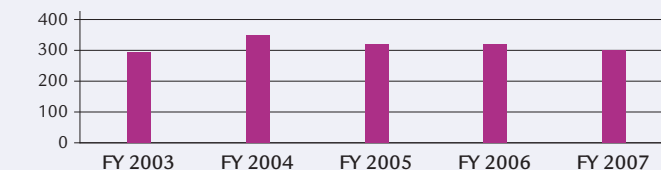
III: STUDENT SUCCESS AND ACADEMIC QUALITY

Success and Quality Indicators*	
FALL COHORT FIRST-YEAR PERSISTENCE	
Retained at original institution:	63.3%
Continuing at any institution:	69.0%
<i>Results: Persistence at original institution has remained relatively stable over the last three years and is above the segmental average of 55.3%.</i>	
FALL-TO-SPRING RETENTION	
2006–2007 Fall-to-Spring Retention Rate:	87.4%
<i>Results: Fall-to-spring retention has declined 4.9% over the last three years.</i>	
COURSE COMPLETION	
FY2007 Credit Course Completion Rate:	76.3%
<i>Results: Above the Board of Higher Education’s target rate of 75%.</i>	
DEGREES CONFERRED	
Total Degrees Conferred in FY2007:	300
<i>Results: Average degrees conferred per year over the last three years: 314.</i>	
NURSING EXAM PASS RATE	
2006 Pass Rate for First-Time Test-Takers on the National Nursing Licensure Examination:	88.9%
<i>Results: Above the Board of Higher Education’s target pass rate of 85%.</i>	
WORKFORCE DEVELOPMENT	
FY2007 Annual Enrollment in Workforce Development Courses:	1,284
<i>Results: Average annual enrollment in workforce development courses per year over the last three years: 1,450.</i>	

First-Year Persistence Rate (Fall-to-Fall)



Degrees Conferred



Nursing Exam Pass Rate (Associate’s Level)



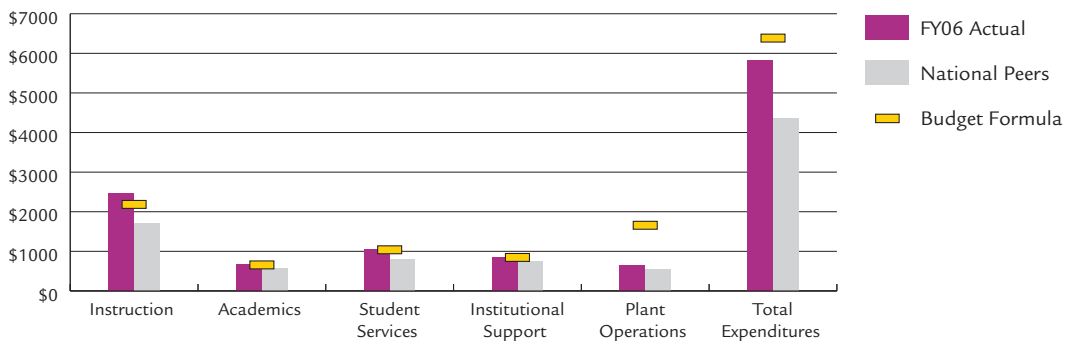
* See Technical Guide (pages 109–110) for indicator methodology and details.

IV: EFFECTIVE AND EFFICIENT USE OF RESOURCES

Efficiency and Innovation*	Compliance*
<p>EFFECTIVE PROJECTS AND INITIATIVES</p> <p>Secured an Osher Lifelong Learning Institution grant of \$200,000 over two years with an endowment contribution of \$1M in year three.</p> <p>Secured Title III “Strengthening Institutions” grant of \$1.9M over five years, enabling college to strengthen its developmental education program; link developmental education to general education college courses; provide professional development on new teaching, support and advising strategies; and develop a Center for Teaching, Learning and Technology.</p> <p>Raised \$505,737 through private fundraising, an increase of \$292,432 over FY06.</p>	<p>ANNUAL INDEPENDENT AUDIT</p> <p><i>No material weaknesses based on annual external independent audit:</i></p> <p>2007</p> <p>2006</p> <p>2005</p> <p>2004</p> <p>2003</p>

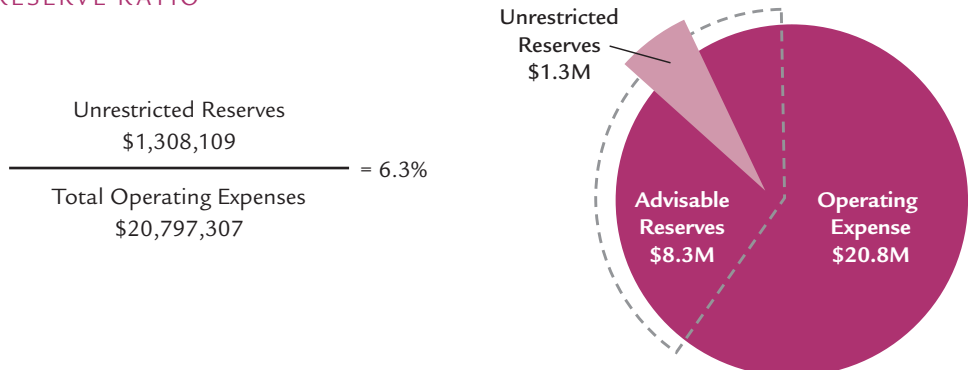
Resource Allocation*

EXPENDITURES PER STUDENT—ACTUAL, BUDGET FORMULA & NATIONAL PEERS



Financial Health Indicator*

PRIMARY RESERVE RATIO



The college has expended reserves over the last two years to update technology (new phone system \$341,000) and maintain expense levels consistent with national peers and budget formula.

* See Technical Guide (pages 109–110) for indicator methodology and details.