

Middlesex Community College

Middlesex Community College (MCC) is a progressive and dynamic learning community, committed to providing educational programs and services that support personal growth and economic opportunity for its diverse student population. Dedicated to student success, the College provides excellence in teaching, personal attention, and extensive opportunities for exploration and growth.

COLLABORATIONS

- The Vertical Math Teaming Initiative provides a vehicle for articulation and collaboration among Middlesex Community College, the University of Massachusetts at Lowell, the Lowell High School math department, and the Lowell middle schools' math departments. It creates a smoother transition for incoming ninth graders, increases the number of students entering higher level math classes in college, and ensures consistent math content delivery. Teachers come together six times each year to coordinate math instruction at all levels and better meet the needs of students from the middle schools through college. One hundred thirty one ninth graders attended Step Up to High School Math, which consisted of a series of math refresher exercises and activities that parents were encouraged to attend with their child; and six high school seniors attended Fast Track, which addressed basic math deficiencies and prepared them for the Computer Placement Test so that fewer students would place into developmental courses.
- MCC and UML began the Lowell Connections program in 1998, focusing on preparing students who have applied to UML but have not yet met entrance requirements to successfully transfer and be effective in the University environment. Students take most of their classes at MCC and have the option of living in a University residence hall, participating in student activities and athletic programs and using library and technology resources at both campuses. In 2006-07, MCC served the largest Connections class ever: 259 students, 192 new and 67 returning, 66 students transferred to UML from the Connections program. MCC and UML are partnering for intramural hockey, basketball, and soccer, and 84 students participated in the 2006-2007 inaugural year. Additionally, MCC students, faculty and staff have been invited to join the UML Recreation Center. In total, 605 MCC students transferred to UML in 2006-2007, more than transferred to any other college or University.
- MCC, in collaboration with Quinsigamond Community College and North Shore Community College, received a \$1.9 million grant from the U.S. Department of Labor to develop new certificate and associate degree programs in Energy Utility Technology (EUT). The programs will help meet the utility

industry's anticipated shortage of employees who perform maintenance and construction on power lines and substations. Energy utility employers project an urgent, long-term need for trained, multi-skilled energy technicians to replace an aging workforce. The colleges are working with National Grid to establish the programs at all three schools. MCC has received \$5,000 from National Grid to be used for scholarships for students enrolled in the new Energy Utility Technology certificate program. Eighteen students registered for the first offering.

Program of DISTINCTION

*Managed by Middlesex Community College, **The Career Place** is a one-stop career center in Woburn that is celebrating its tenth anniversary in 2007. Despite the fact that there are more than five times as many centers as there were when it originated, **The Career Place** maintains a leadership position among Massachusetts career centers. Helping local residents access jobs, acquire marketable skills, and advance their careers, **The Career Place** also works with companies to help solve their workforce needs and maintain their competitive edge in the regional economy. **The Career Place** reached the following benchmarks for 2006-2007 and for the decade: served 75,000 job seekers in the ten-year history, 10,577 in fiscal 2007 alone; job seekers who found employment averaged \$21 per hour, matching the highest in the state; pumped \$42 million into the local economy in fiscal 2007; earned \$100,000 annually to complement public dollars; is the only center in the state offering high-stakes testing; and job seekers who found employment earned \$12 in wages for every \$1 of state funding received.*

- MCC is partnering with the Northeastern Massachusetts Law Enforcement Council, a consortium of 47 police departments and two County Sheriff's Departments, to offer free computer training to law enforcement personnel throughout the state. Through funding provided by the United States Department of Justice, Office of Community Oriented Police Services (COPS), MCC has secured approximately \$750,000 to create a technology lab on its Lowell campus. To date, more than three dozen different courses have been offered to law enforcement agencies. The training is split into three components—crime analysis, basic computer skills, and cyber crime. Police officers and support personnel have received training in basic skills such as Word, Excel, Access, PowerPoint and the Internet and specialized training in crime mapping, Internet predators, investigations involving MySpace, and facial recognition programs. More than 400 officers from more than 30 different agencies have attended the trainings, which began in 2006 and will continue for several years.

I. ACCESS TO PUBLIC HIGHER EDUCATION IN MASSACHUSETTS

Access Indicators*	
FALL ENROLLMENT	
Fall 2006 Headcount:	8,109
Fall 2006 FTE:	4,876
<i>Results: Over the last three years, fall headcount enrollment and fall FTE enrollment have remained relatively stable.</i>	
ANNUAL ENROLLMENT	
FY2007 Headcount:	11,484
FY2007 FTE:	5,049
<i>Results: Over the last three years, annual headcount enrollment has remained relatively stable, and annual FTE enrollment has increased 2.4%.</i>	
MINORITY ENROLLMENT	
Minority Enrollment Percentage in Fall 2006:	26.3%
<i>Results: Greater than institution's primary draw region's minority representation of 17.3%.</i>	

Fall and Annual Headcount Enrollment



II: AFFORDABILITY OF MASSACHUSETTS COMMUNITY COLLEGES

Affordability Indicators*	
% OF MEDIAN FAMILY INCOME	
Tuition and fees as a percent of median family income in FY2007:	5.0%
<i>Results: Comparable to the Northeast regional average of 4.9%.</i>	

Tuition and Fees as a Percent of Median Income

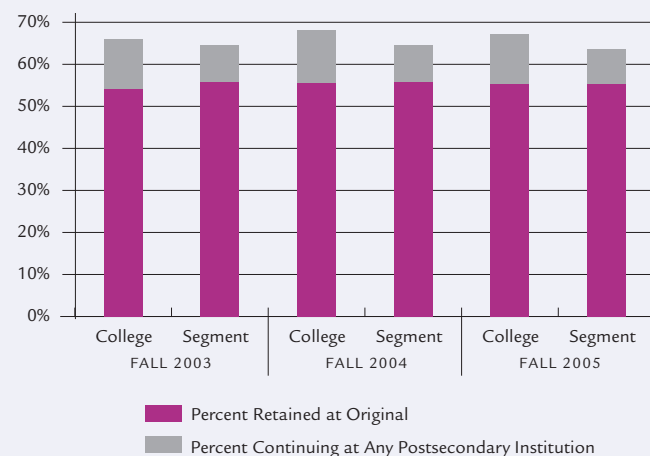
	FY2003	FY2004	FY2005	FY2006	FY2007
<i>Tuition and fees</i>	\$3,020	\$3,380	\$3,650	\$3,650	\$3,740
<i>State median family income (SMFI)</i>	\$66,922	\$67,527	\$68,701	\$71,655	\$74,463
<i>Tuition and fees as % of SMFI</i>	4.5%	5.0%	5.3%	5.1%	5.0%
<i>Segment avg. tuition and fees as % of SMFI</i>	4.2%	4.8%	4.9%	4.9%	4.7%
<i>Northeast avg. tuition and fees as % of SMFI</i>			4.8%	4.8%	4.9%

* See Technical Guide (pages 109–110) for indicator methodology and details.

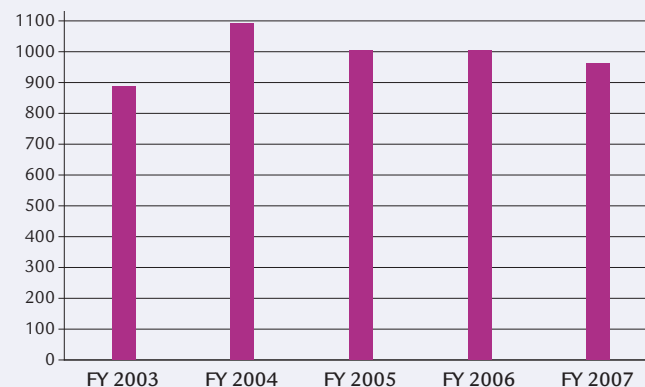
III: STUDENT SUCCESS AND ACADEMIC QUALITY

Success and Quality Indicators*	
FALL COHORT FIRST-YEAR PERSISTENCE	
Retained at original institution:	55.3%
Continuing at any institution:	67.1%
<i>Results: Persistence at original institution has remained relatively stable over the last three years and is comparable to the segmental average of 55.3%.</i>	
FALL-TO-SPRING RETENTION	
2006-2007 Fall-to-Spring Retention Rate:	89.5%
<i>Results: Fall-to-spring retention has declined 2.2% over the last three years.</i>	
COURSE COMPLETION	
FY2007 Credit Course Completion Rate:	74.1%
<i>Results: Comparable to the Board of Higher Education's target rate of 75%.</i>	
DEGREES CONFERRED	
Total Degrees Conferred in FY2007:	962
<i>Results: Average degrees conferred per year over the last three years: 990.</i>	
NURSING EXAM PASS RATE	
2006 Pass Rate for First-Time Test-Takers on the National Nursing Licensure Examination:	82.8%
<i>Results: Below the Board of Higher Education's target pass rate of 85%.</i>	
WORKFORCE DEVELOPMENT	
FY2007 Annual Enrollment in Workforce Development Courses:	18,944
<i>Results: Average annual enrollment in workforce development courses per year over the last three years: 18,168.</i>	

First-Year Persistence Rate (Fall-to-Fall)



Degrees Conferred



Nursing Exam Pass Rate (Associate's Level)

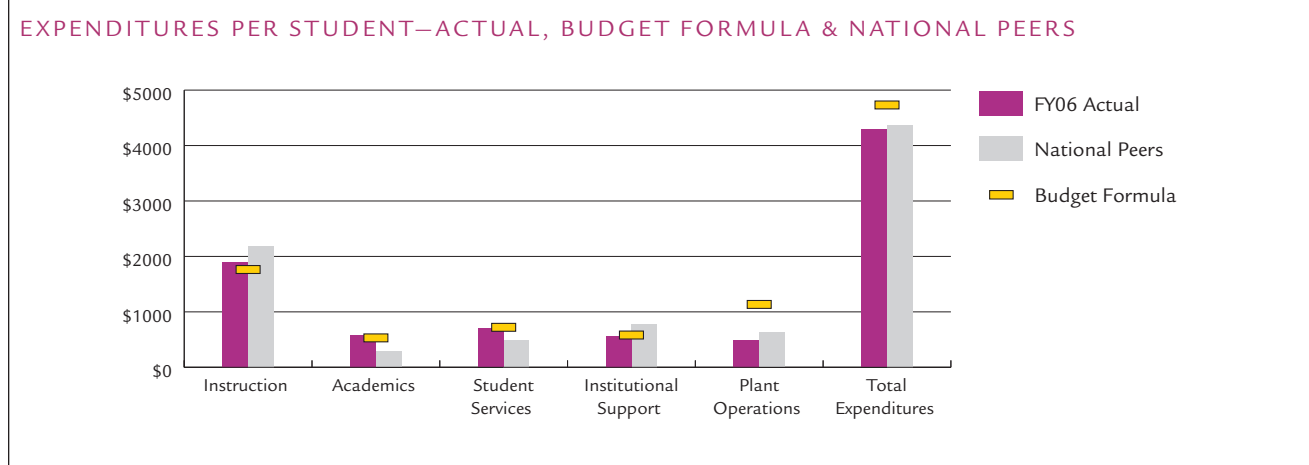


* See Technical Guide (pages 109-110) for indicator methodology and details.

IV: EFFECTIVE AND EFFICIENT USE OF RESOURCES

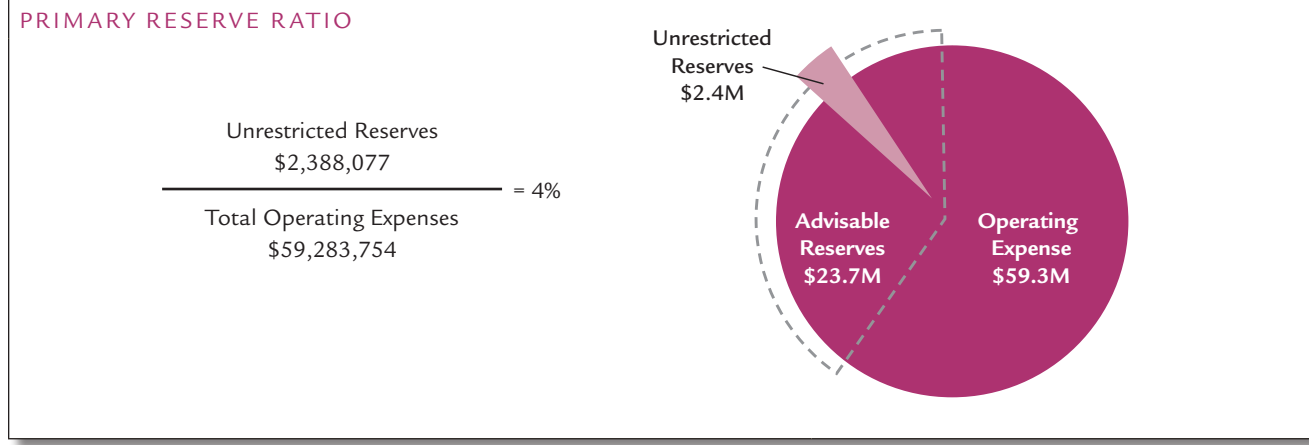
Efficiency and Innovation *	Compliance *
<p>EFFECTIVE PROJECTS AND INITIATIVES</p> <p>Implemented Banner Financial system to maximize efficiency of financial transactions, and hosted a system-wide Banner-user conference.</p> <p>Redesigned campus portal to enhance student services. This program is a partnership with CAMPUS EAI (a consulting organization that provides IT services aimed at improving e-business solutions), and is funded with a 5-year, \$1,033,000 grant.</p> <p>Signed the Climate Commitment to reduce the campus' carbon footprint and overall energy consumption.</p> <p>Updated the College's Energy Management System, replaced lamps, and updated equipment, resulting in an overall utility cost reduction of 8% annually.</p> <p>Raised \$1,073,735 through private fundraising, an increase of \$397,392 from FY06.</p>	<p>ANNUAL INDEPENDENT AUDIT</p> <p><i>No material weaknesses based on annual external independent audit:</i></p> <p>2007</p> <p>2006</p> <p>2005</p> <p>2004</p> <p>2003</p>

Resource Allocation *



The college continued its success in securing significant grant and contract funding in FY06, which enabled the college to expend an additional \$2.2M in Instruction and Student Support over and above peer averages.

Financial Health Indicator *



* See Technical Guide (pages 109–110) for indicator methodology and details.