

Massachusetts State Budget: Process and Outlook

MA Public Higher Education Trustee Conference
March 1, 2018



MASSACHUSETTS
Department of
Higher Education

Breakout Session Overview

1. Roadmap of MA State Budget Process
2. Historic Funding of MA Public Higher Education
3. FY 2019 Budget Outlook
4. Discussion and Questions

MA State Budget Process – Part 1

Fall 2017:

State
Agencies
Prepare
Budget
Proposals



January 24:

Governor Baker
Releases FY
2019 Budget
Proposal



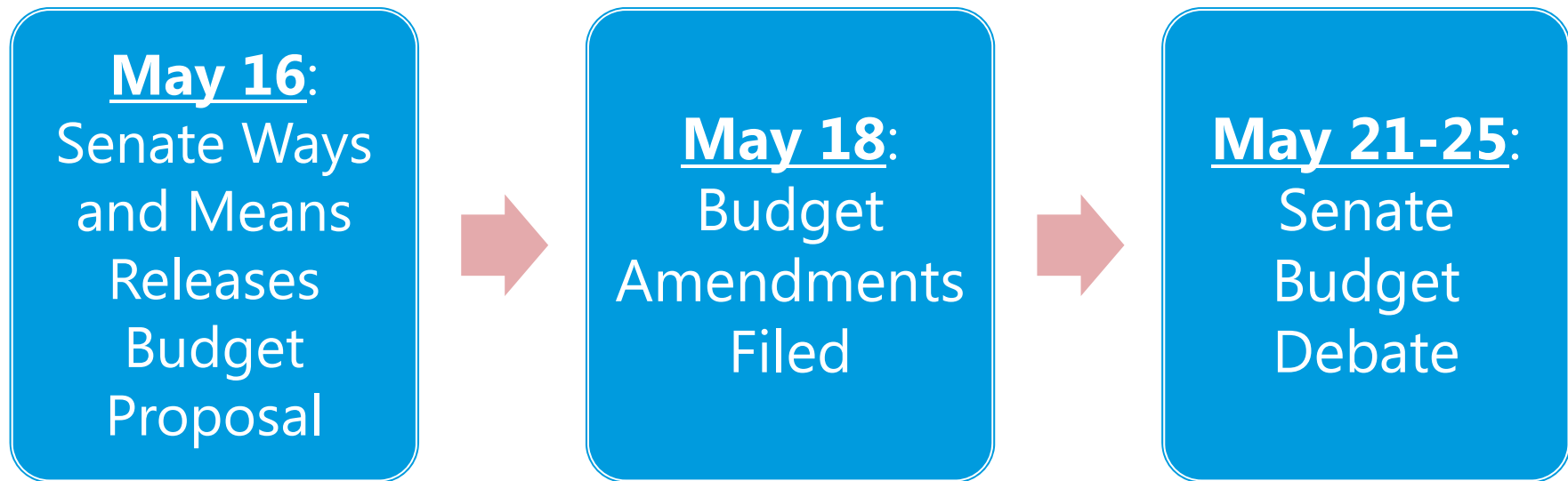
February:

Ways and
Means
Committees
Hold Education
Hearings

MA State Budget Process – Part 2



MA State Budget Process – Part 3



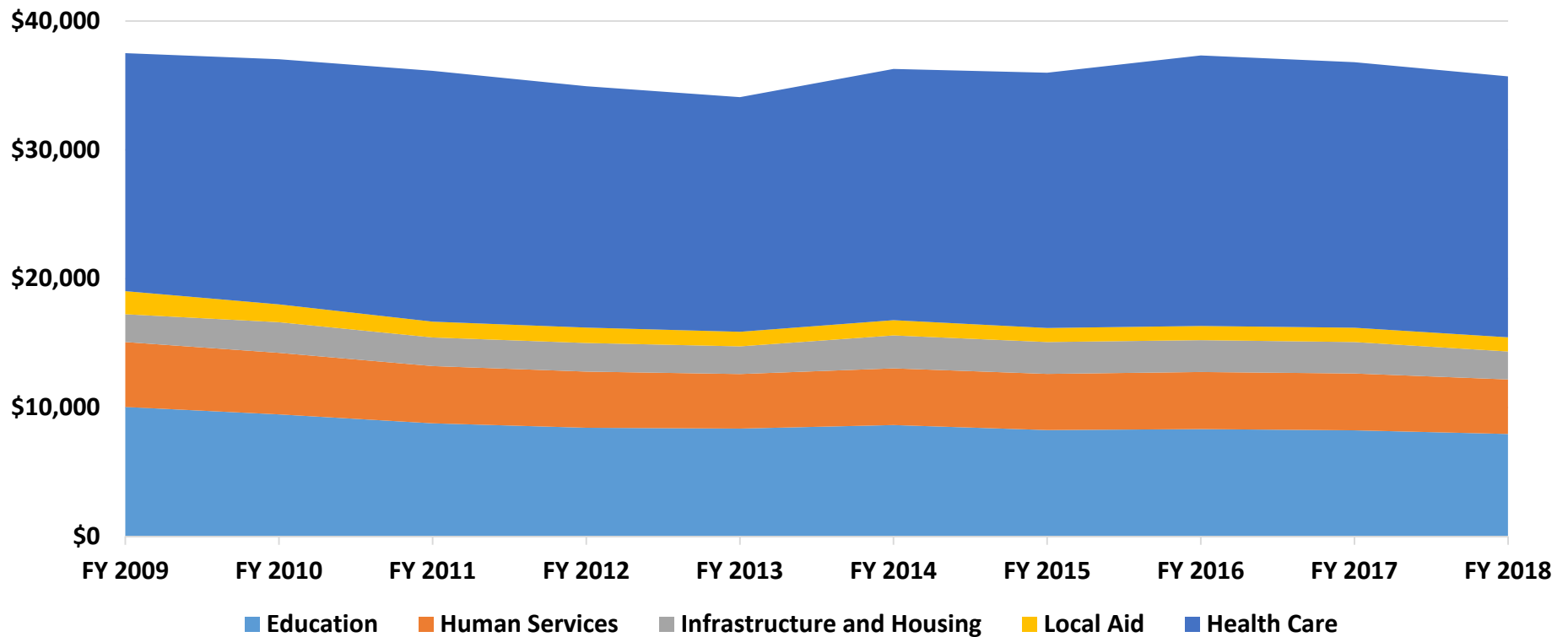
MA State Budget Process – Part 4



(And then we start all over again ...)

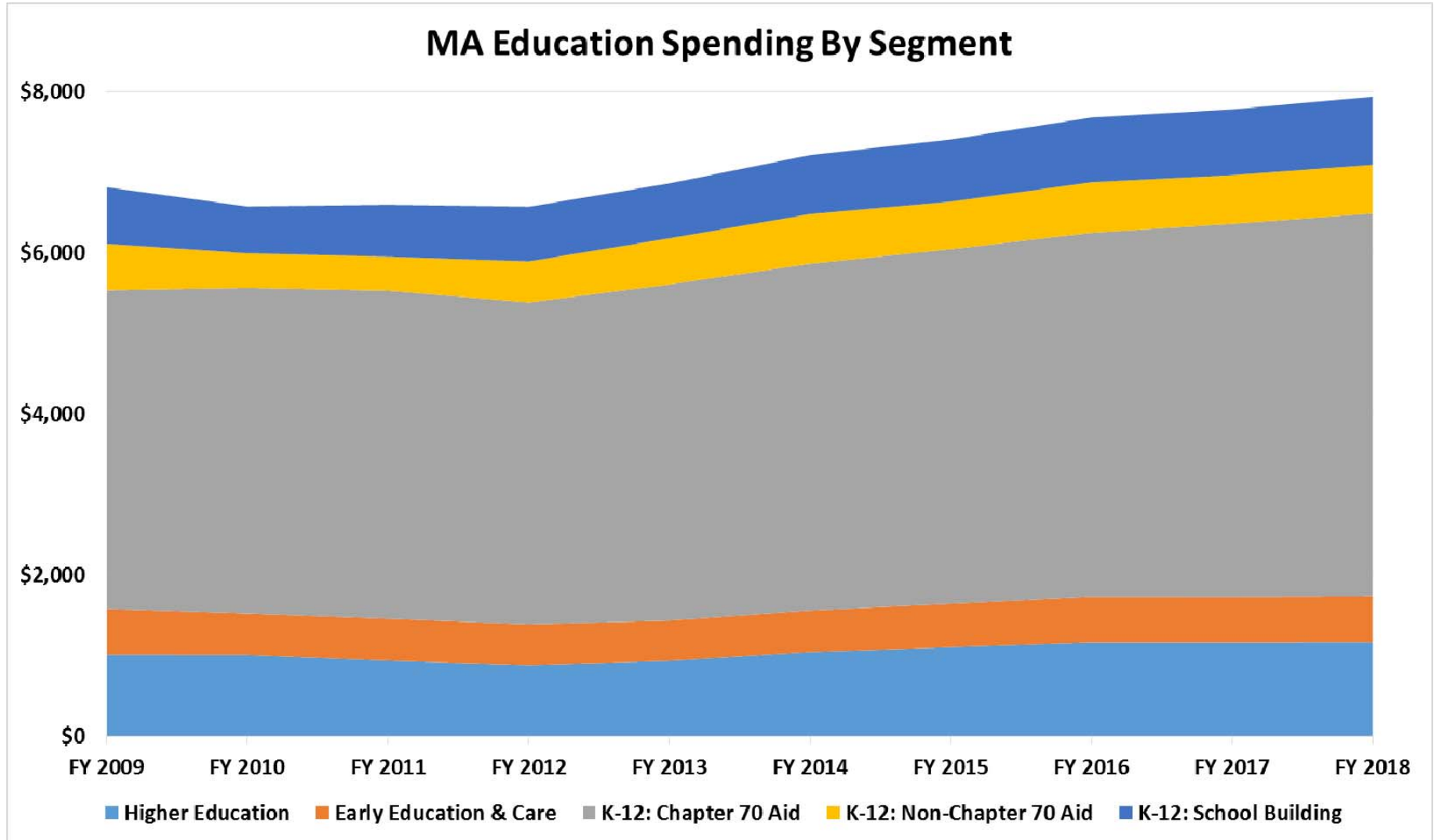
State Spending Since FY 2009

MA Budget Breakdown By Sector



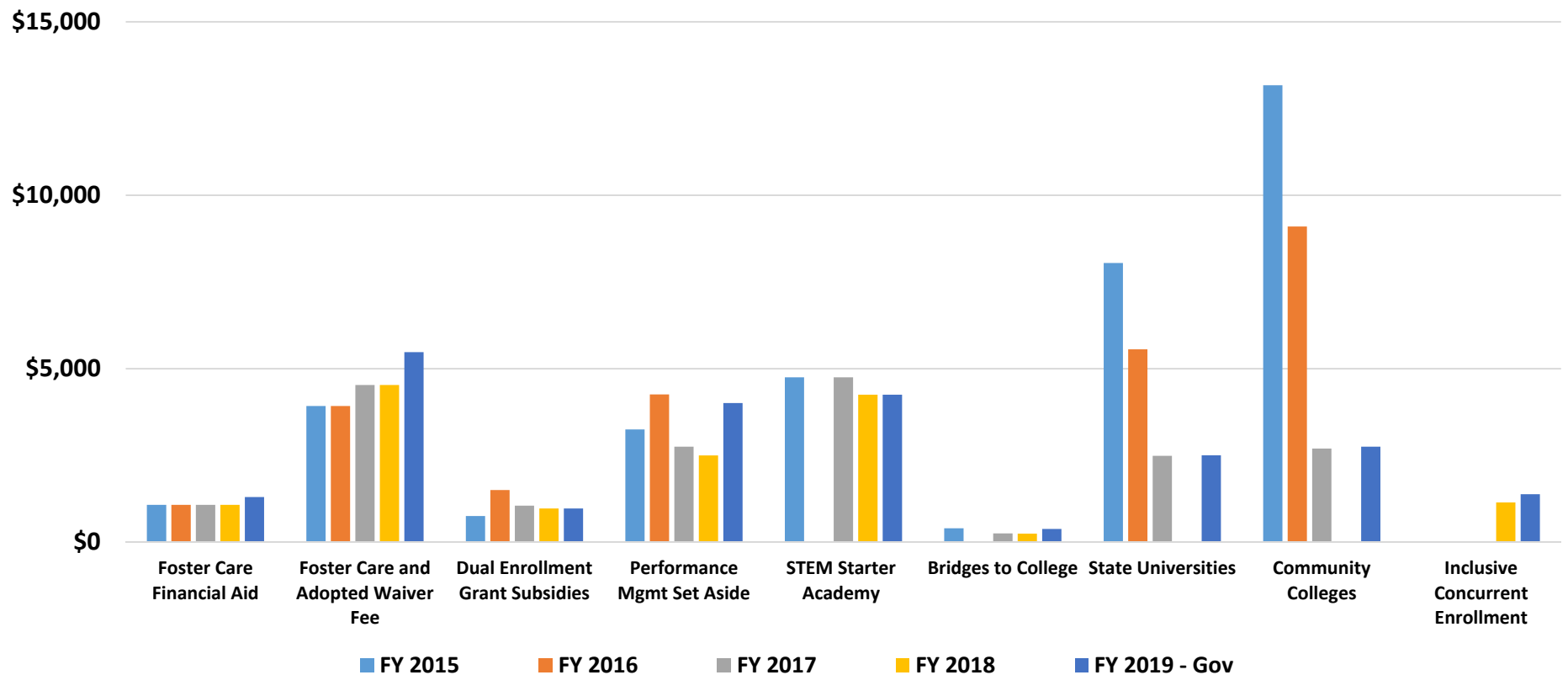
Sector	FY 2009	FY 2018
Education	\$10,040	\$7,947
Health Care	\$18,483	\$20,252

Education Spending Since FY 2009

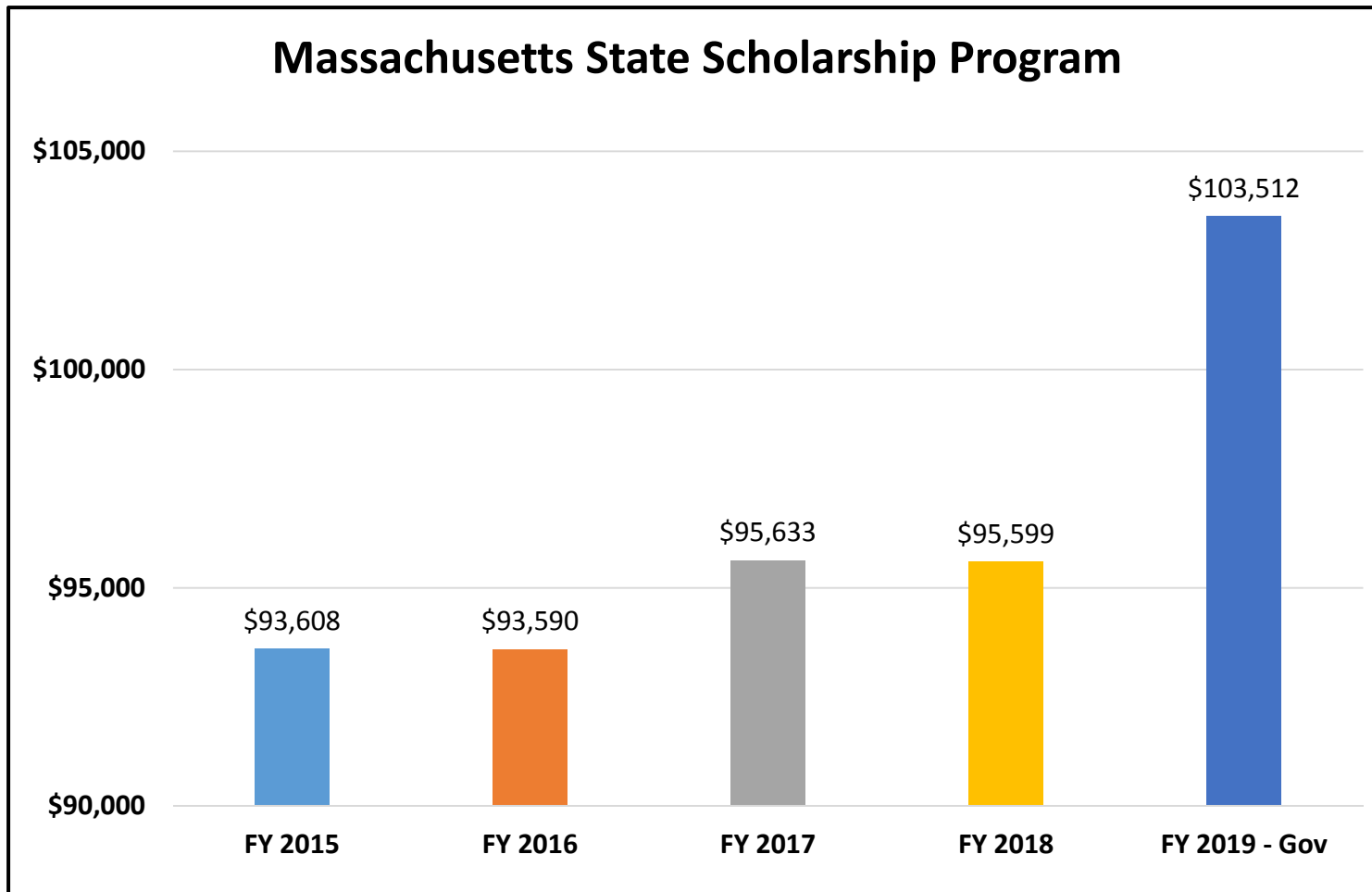


Department of Higher Education Program Spending

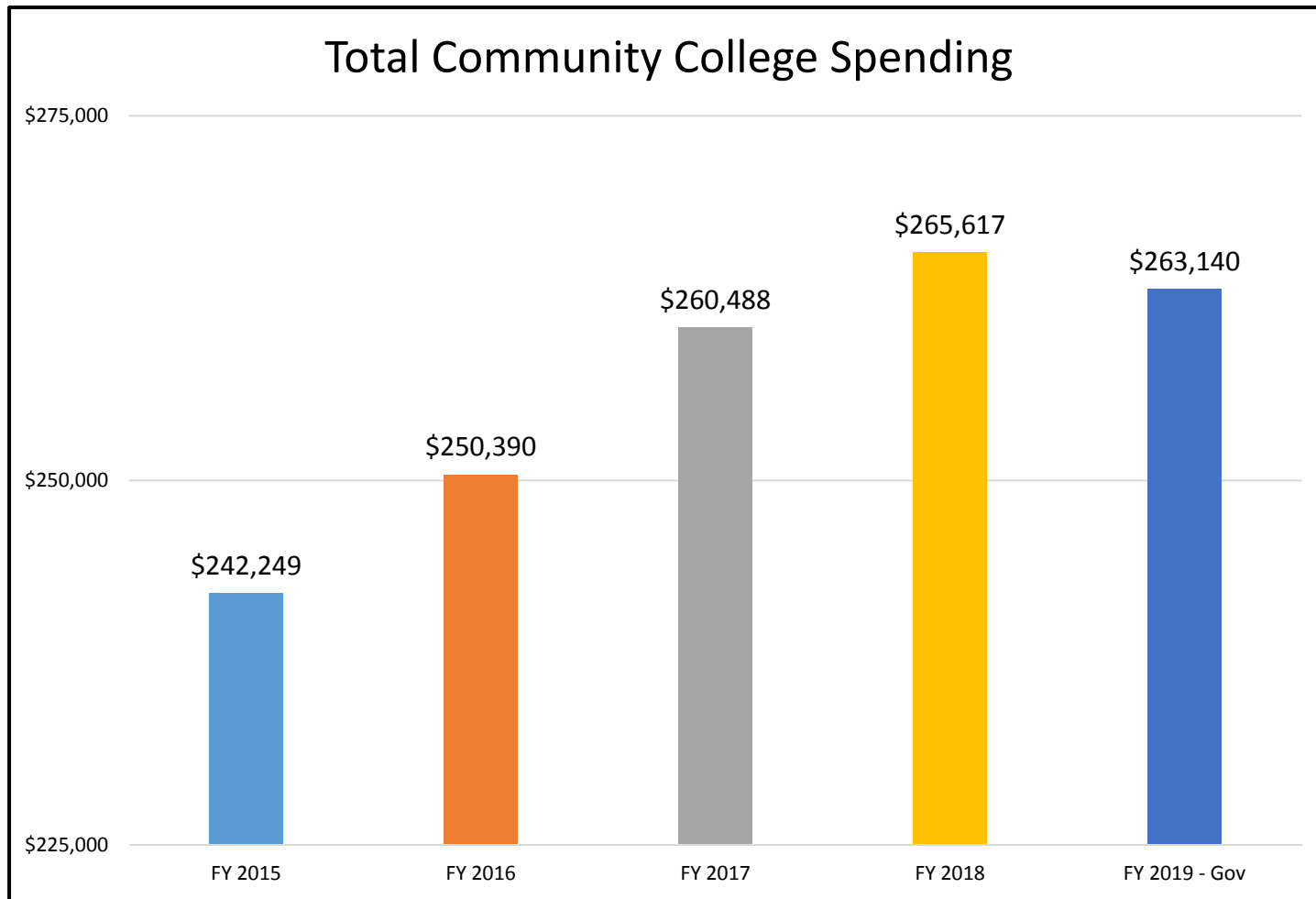
DHE Line Items



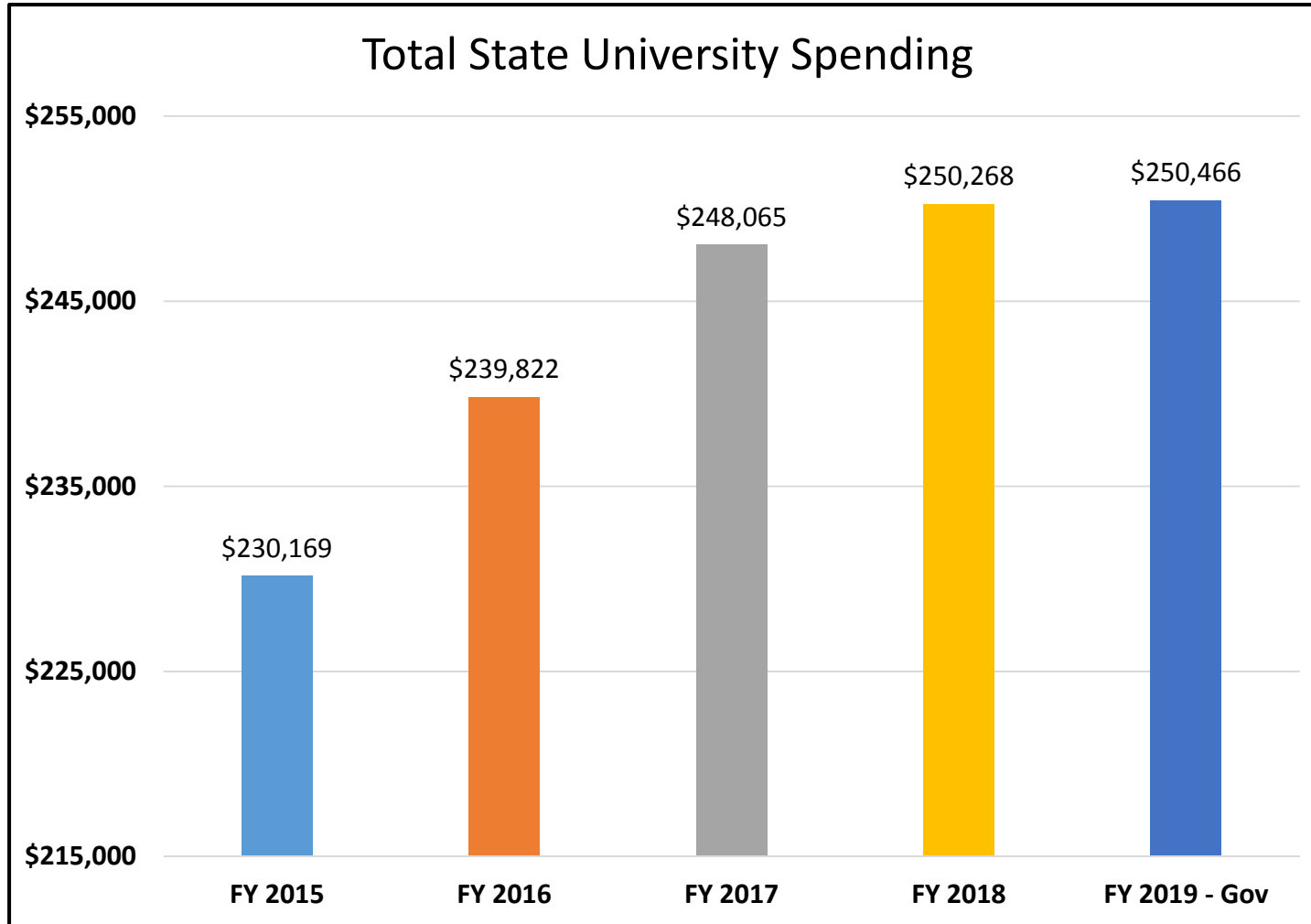
Financial Aid Spending



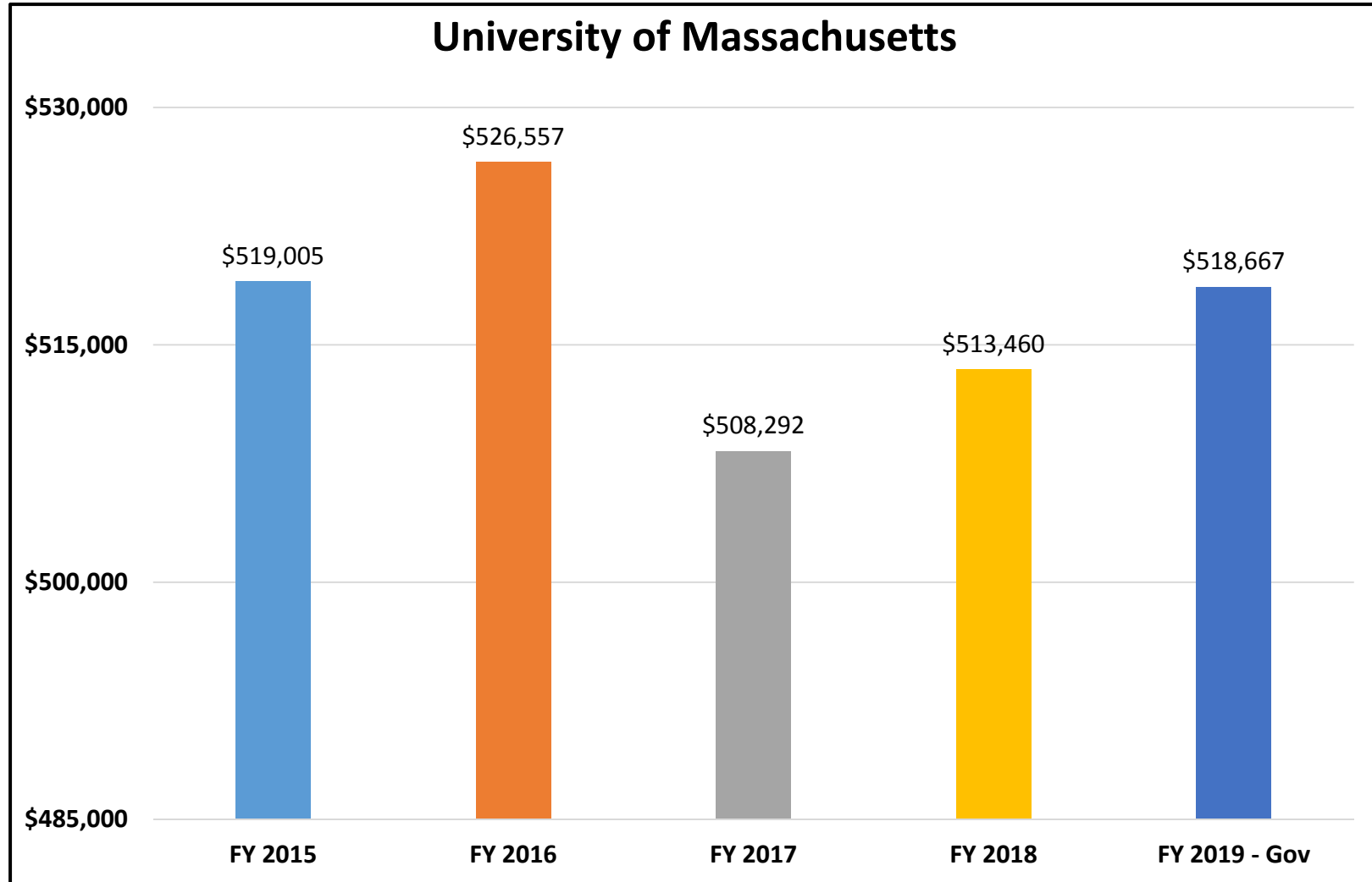
Community College Spending



State University Spending



UMass Spending



FY19 H.2 Budget Highlights

Student Financial Aid (+\$8.3M)

- Community College scholarship funding (+\$7.1M) – provides funding to address the remaining estimated unmet need for tuition and fees after accounting for all other forms of public grant aid received by full-time and part-time students who file a FAFSA.
- Foster Care and Adopted Fee Waiver and Grant funding (+1.2M) – provides full funding for the estimated costs of supporting tuition and fee waiver and tuition grants for DCF adopted and involved students attending state colleges and universities.

PIF - Performance Incentive Fund (+\$1.4M) – Flexible funding for competitive grants to scale best practices across the system.

SARA - State Authorization Reciprocity Agreement (+\$180K) – First year funding for SARA participation and implementation.

Formula Funding (+\$10.2M) – 1% set-aside for UMass, SU's and CC's

State Spending Since 2009

Sector	FY 2009	FY 2010	FY 2011	FY 2012	FY 2013	FY 2014	FY 2015	FY 2016	FY 2017	FY 2018
Education	\$10,040	\$9,460	\$8,767	\$8,421	\$8,357	\$8,637	\$8,242	\$8,317	\$8,229	\$7,947
Human Services	\$5,045	\$4,782	\$4,447	\$4,360	\$4,235	\$4,394	\$4,361	\$4,435	\$4,407	\$4,229
Infrastructure and Housing	\$2,151	\$2,376	\$2,222	\$2,223	\$2,148	\$2,567	\$2,472	\$2,473	\$2,440	\$2,174
Local Aid	\$1,793	\$1,386	\$1,228	\$1,197	\$1,134	\$1,179	\$1,092	\$1,102	\$1,115	\$1,100
Health Care	\$18,483	\$19,037	\$19,470	\$18,737	\$18,220	\$19,507	\$19,818	\$21,003	\$20,619	\$20,252

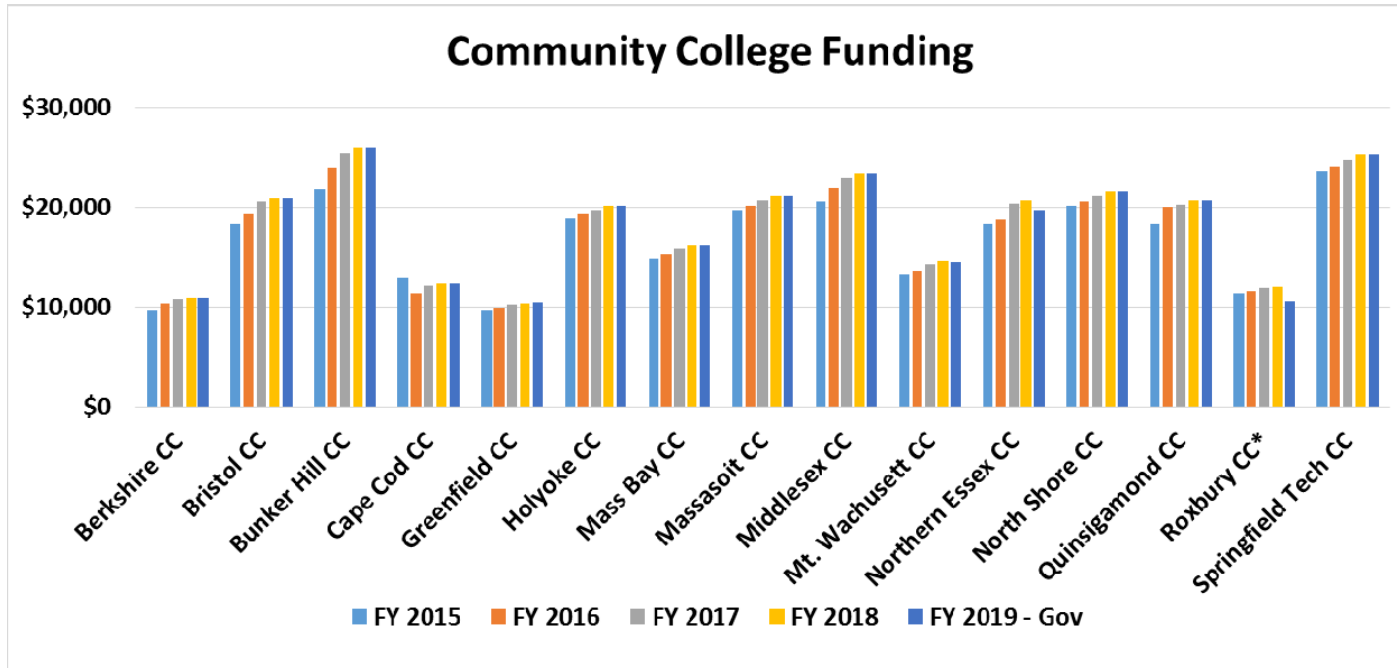
Education Spending Since FY 2009

Fiscal Year	Higher Education	Early Education & Care	K-12: Chapter 70 Aid	K-12: Non-Chapter 70 Aid	K-12: School Building
FY 2009	\$1,020	\$569	\$3,953	\$576	\$702
FY 2010	\$1,015	\$515	\$4,042	\$429	\$580
FY 2011	\$944	\$520	\$4,073	\$422	\$644
FY 2012	\$891	\$506	\$3,993	\$510	\$678
FY 2013	\$942	\$499	\$4,174	\$571	\$682
FY 2014	\$1,053	\$515	\$4,303	\$616	\$732
FY 2015	\$1,111	\$540	\$4,401	\$590	\$771
FY 2016	\$1,171	\$569	\$4,515	\$627	\$803
FY 2017	\$1,171	\$567	\$4,628	\$604	\$816
FY 2018	\$1,172	\$576	\$4,746	\$604	\$846

Department of Higher Education Program Spending

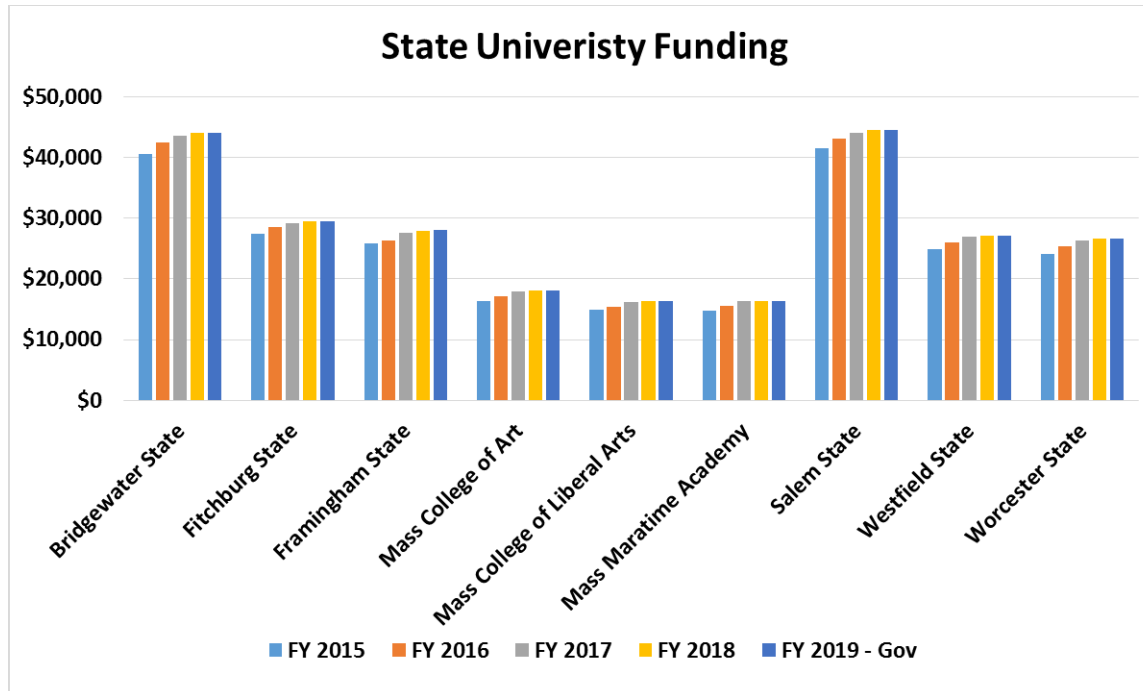
<u>Line Item</u>	<u>Description</u>	<u>FY 2015</u>	<u>FY 2016</u>	<u>FY 2017</u>	<u>FY 2018</u>	<u>FY 2019 - Gov</u>
7066-0016	Foster Care Financial Aid	\$1,075	\$1,075	\$1,075	\$1,075	\$1,299
7066-0021	Foster Care and Adopted Waiver Fee	\$3,925	\$3,925	\$4,531	\$4,531	\$5,476
7066-0019	Dual Enrollment Grant Subsidies	\$750	\$1,500	\$1,050	\$970	\$970
7066-0025	Performance Mgmt Set Aside	\$3,250	\$4,257	\$2,750	\$2,500	\$4,009
7066-0036	STEM Starter Academy	\$4,750	\$0	\$4,750	\$4,250	\$4,250
7066-0040	Bridges to College	\$400	\$0	\$250	\$243	\$378
7066-1400	State Universities	\$8,049	\$5,560	\$2,487	\$0	\$2,502
7100-4000	Community Colleges	\$13,173	\$9,100	\$2,696	\$0	\$2,750
7066-9600	Inclusive Concurrent Enrollment	\$0	\$0	\$0	\$1,144	\$1,382

Community College Spending Breakdown



Line Item	Description	FY 2015	FY 2016	FY 2017	FY 2018	FY 2019 - Gov
7502-0100	Berkshire CC	\$9,779	\$10,371	\$10,778	\$10,978	\$10,978
7503-0100	Bristol CC	\$18,361	\$19,317	\$20,578	\$20,941	\$20,940
7518-0100	Bunker Hill CC	\$21,855	\$24,054	\$25,397	\$25,948	\$25,948
7504-0100	Cape Cod CC	\$12,965	\$11,365	\$12,097	\$12,312	\$12,312
7505-0100	Greenfield CC	\$9,707	\$9,949	\$10,253	\$10,408	\$10,463
7506-0100	Holyoke CC	\$18,878	\$19,311	\$19,807	\$20,209	\$20,209
7507-0100	Mass Bay CC	\$14,862	\$15,286	\$15,824	\$16,119	\$16,119
7508-0100	Massasoit CC	\$19,760	\$20,227	\$20,742	\$21,174	\$21,174
7516-0100	Middlesex CC	\$20,631	\$21,919	\$23,016	\$23,463	\$23,463
7509-0100	Mt. Wachusett CC	\$13,346	\$13,712	\$14,294	\$14,660	\$14,560
7510-0100	Northern Essex CC	\$18,366	\$18,806	\$20,372	\$20,726	\$19,725
7511-0100	North Shore CC	\$20,145	\$20,608	\$21,137	\$21,569	\$21,569
7512-0100	Quinsigamond CC	\$18,364	\$20,078	\$20,318	\$20,772	\$20,772
7515-0100	Roxbury CC*	\$11,344	\$11,587	\$11,868	\$12,054	\$10,624
7514-0100	Springfield Tech CC	\$23,665	\$24,171	\$24,785	\$25,262	\$25,262

State University Spending Breakdown



Line Item	Description	FY 2015	FY 2016	FY 2017	FY 2018	FY 2019 - Gov
7109-0100	Bridgewater State	\$40,592	\$42,461	\$43,592	\$44,028	\$44,028
7110-0100	Fitchburg State	\$27,431	\$28,475	\$29,110	\$29,401	\$29,400
7112-0100	Framingham State	\$25,764	\$26,255	\$27,637	\$27,913	\$28,113
7117-0100	Mass College of Art	\$16,353	\$17,202	\$17,899	\$18,078	\$18,078
7113-0100	Mass College of Liberal Arts	\$14,854	\$15,448	\$16,233	\$16,320	\$16,319
7118-0100	Mass Maritime Academy	\$14,735	\$15,542	\$16,345	\$16,358	\$16,358
7114-0100	Salem State	\$41,482	\$43,129	\$44,005	\$44,444	\$44,444
7115-0100	Westfield State	\$24,830	\$26,034	\$26,875	\$27,094	\$27,094
7116-0100	Worcester State	\$24,128	\$25,276	\$26,369	\$26,632	\$26,632

FY18-20 Fiscal Considerations

Collective Bargaining Contracts

Deferred Maintenance & Capital Repairs

Student Financial Aid (4-year schools)

Formula Funding

Gaming Tax Revenue

“Fair Share” Amendment

Campus Safety

“Free College”