

## MA Early College Fact Sheet (April 2022)

### Designated Early College Programs, Spring 2022:

- There are 31 Designated partnerships including 41 high schools\* and 22 higher education partners
- 8 new MA Early College programs designated in Spring 2022. Programs will begin in SY22-23 for a total of 49 high schools and 24 higher education partners.
- Designation Application Cycle for SY23-24 launched April 14<sup>th</sup>, 2022

### Early College Program Grants, Spring 2022:

- In SY2022, 5 potential Early College partnerships received **Full School Impact Grants** and 9 existing Early College partnerships received **Expansion Grants**
- These two grant programs are expected to add an additional 2000 Early College students **each**, totaling 4000 Early College students, by SY24.

### Summer 2021: Worcester Early College student panelists with Governor Baker



### Current Number of EC Students, Fall 2021:

- 4,313: Estimated number of Early College Students Fall 2021 (*Source: Self-reported by MA EC Programs, October 2021*)

### About Early College Students, Fall 2021:

Of the 3,949 MA Early College students reported in SIMS:

- Overall number of EC students enrolled in MA Early College programs increased 37% from Fall 2020 to Fall 2021 (Source: SIMS October 2020 and SIMS October 2021 collections)
- 60% of MA Early College students identified as Black (22%) or Latinx (38%)
- Over half (57%) of all Early College Students across the Commonwealth are from economically disadvantaged/low-income backgrounds\*\*

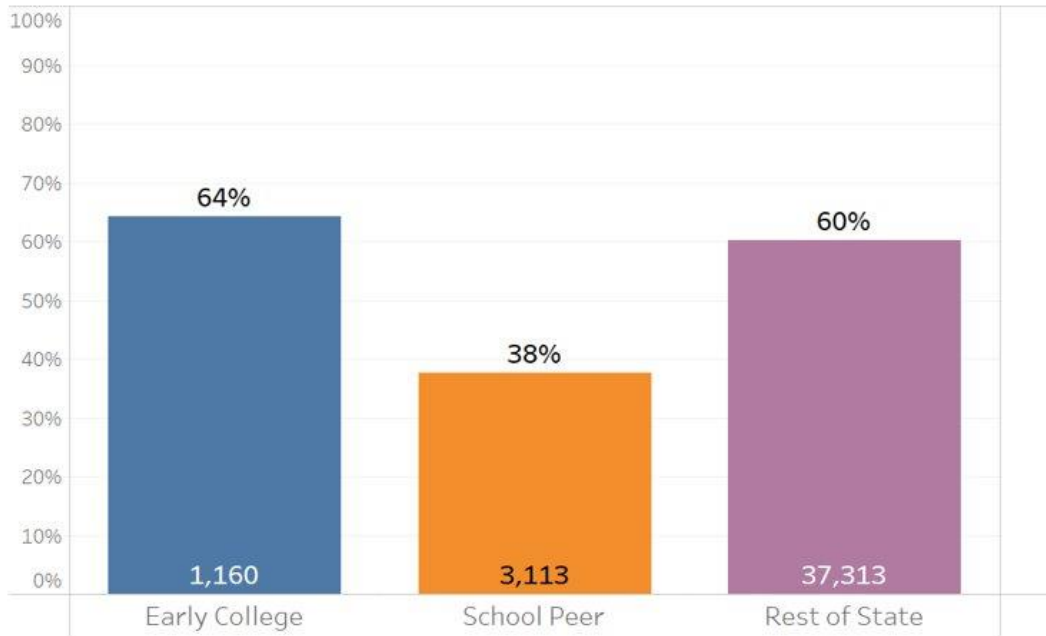
	Early College Student Demographic Comparison	
	Fall 2020	Fall 2021
<b>Black</b>	17%	22%
<b>LatinX</b>	45%	38%
<b>Economically Disadvantaged**</b>	47%	57%

\*41 high schools not including in-district sender schools, including Leominster Center for Technical Innovation and Leominster Center for Excellence.

\*\*New definition of economically disadvantaged/low-income background adopted by DESE, SY2021-2022

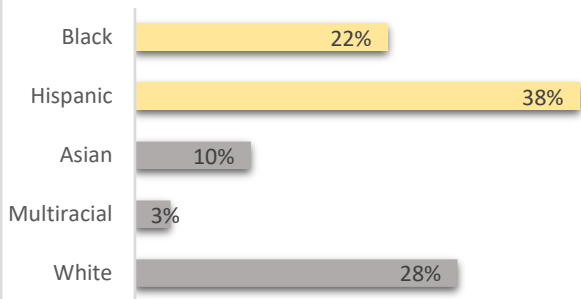
EC graduates immediately enrolled in college at a rate that is 26 points higher than school peers and 4 points higher than the rest of the state in fall 2021.

**2021 H.S. Graduates Immediate College Enrollment:**

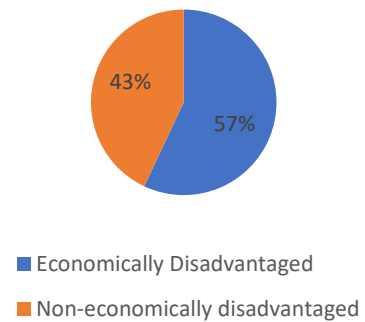


Sources: Student Information Management System and National Student Clearinghouse

**Black and Latinx students continue to make up the majority of Early College participants in Fall 2021**



**In Fall 2021, over half of all Early College students are from economically disadvantaged backgrounds**



Source: Student Information Management System - October 2021 Collection